



CATALOGUE
→ PAGES
INSIDE

THE **GLOBAL SPECIALIST**
IN ELECTRICAL AND DIGITAL BUILDING INFRASTRUCTURES





NEW GENERATION LIGHTING MANAGEMENT

A global specialist in electrical infrastructures in buildings and a major force in new generation buildings, Legrand is developing its lighting control systems towards systems providing complete control of a building: BUS/KNX solutions.

THE NEW LEGRAND BUS/KNX RANGE MEETS THE SPECIFIC NEEDS OF COMMERCIAL SECTOR BUILDINGS

Optimised energy consumption

Designed ideally for low consumption accredited constructions, KNX solutions provide optimum management of lighting, shutters, socket outlets and ventilation: combined with energy management and supervision solutions, these "Smart Grid Ready" solutions allow you to optimise operating procedures in your installation according to your consumption. Legrand therefore contributes to reducing a building's overall operating costs and meeting the requirements of LEED and BREEAM buildings, etc. so that you can provide a perfect response to your customers' energy performance requirements.

Increased comfort

Legrand BUS/KNX solutions have the ability to manage all types of light source (LEDs, DALI, 1-10 V ballasts, etc.) in response to different situations (daylight, presence/absence, dimming, scenarios) making the user's daily life easier by adapting to their needs and living/working habits.

Even greater flexibility

With simple programming, Legrand BUS/KNX solutions make it possible to reconfigure the installation in a building really easily: no need for additional wiring!



A worldwide protocol in building management systems, KNX is an open, interoperable standard providing any user with great freedom of use and long-life installations. Recognised by ISO/IEC 14543-3-x as the international standard for home and building control, KNX meets the requirements of two European standards, CENELEC EN50090 and CEN EN 13321-1.

COMPLETE BUILDING MANAGEMENT

Beyond providing optimum control of lighting and shutters, the KNX protocol is interoperable with all applications installed in commercial sector building (heating and ventilation, fire alarms, emergency lighting, etc.), whoever supplies them. It can therefore be integrated into an active general building management system, making it possible to display consumption or to be alerted when a fault occurs!

COMPLETE HIGH-PERFORMANCE SOLUTIONS

The new Legrand BUS/KNX offer, with its complete high-performance solutions, meets the specific needs of a commercial sector building, so you can ensure that your customers have an optimised, flexible and open installation.





06

OPTIMISED CONTROL

A core business for Legrand, control is enhanced with multiple possibilities: lighting comfort, environment scenarios, combinations of several functions, etc. Discover the Legrand BUS/KNX offer, combining performance, aesthetics and comfort for a complete, optimised response to your customers' needs.

12

SIMPLIFIED INSTALLATION

Installed in a suspended ceiling or cabinet, controllers are easy to wire and can control all types of load.

16

FLEXIBLE, RELIABLE, AND CONSISTENT CONFIGURATION

Having access to ETS4, the only tool that connects all KNX devices to a strong, well known and shared configuration method, ensures a good operating system. Legrand also offers the option of using its special configuration tool to quickly manage operating settings; it combines ease of use with reliable settings.

18

SUPERVISION SOFTWARE

With the Legrand lighting management solution, you can supervise your installation with just a few clicks!

OPTIMISED CONTROL

An essential solution for special or occasional applications, the Legrand BUS/KNX control unit manages lighting (ON/OFF, dimming, scenes, forcing), roller shutters (raise/lower/stop), awnings, and other client devices. A core business for Legrand, control is enhanced with multiple possibilities: lighting comfort, environment scenarios, combinations of multiple functions, etc. Discover the Legrand BUS/KNX offer, combining performance, aesthetics, and comfort, for a full and optimised response to your customers' needs.

MANUAL CONTROL UNITS

One offer, five designs

Combining performance with aesthetics, control units are available in five decorative ranges.



ARTEOR



AXOLUTE



CÉLIANE



MOSAIC



LIVINGLIGHT

“
**Really clever,
infinitely
stylish!**

A wide range of mechanisms for everyday comfort

There are three types of mechanism available for user convenience.

Functional diversity

KNX control units provide multiple functions for managing lighting, shutters, socket outlets and scenarios.



SIMPLE



WITH LABEL HOLDER



TOUCH

"Basic" functions

Optimised ergonomics thanks to programming

- ON/OFF switching
- Dimming up and down
- Roller shutters: raise, lower, stop
- Scenario: send a scenario number, save scenario
- Send one or two values: lighting level, position of shutters/slats, etc.

"Advanced functions"

The Legrand plus!

As well as simple functions, Legrand offers you multi-control functions for a more comprehensive management of your installation:

- Send priority: ON/OFF locking and unlocking
- Send incrementing commands (by scrolling through the options): each press refers to a command. Example: 1st press = comfort (command 1), 2nd press = stand-by (command 2), 3rd press = eco (command 3), 4th press = comfort (command 1)
- Dual action transmission: send two commands. This function allows products which do not have a scenario function to be linked to a scenario.
- Mode 1/Mode 2 conditional transmission: send a command or a second different command, depending on a condition being met. The control unit has the ability to send commands to different circuits depending on an event.



MANUAL CONTROL UNITS

LEDs for clear information

All controls, whether a push-button or a touch plate, are fitted with RGB LEDs, each of which can produce twelve different colours: green, blue, white, orange, gold, yellow, turquoise, cyan, light blue, violet, magenta, purple.

Configurable using ETS4 software (see p. 16), LEDs display the load status and status feedback and can be used to customise the control unit status using colours, flashing, and brightness.

Status displays

- Status feedback from actuators/ controllers: ON or OFF
- System status feedback: context information indicated by the BUS. Examples: over-consumption, broken lamp, too much wind for roller shutters, etc.

Customizing the status

- Adjustment of the colour and behaviour through different modes. The default modes are:
 - ON = steady green
 - OFF = steady blue
 - Alarm = flashing red (not modifiable)
 - Control de-activated = steady orange
- Adjustment of brightness from 0 to 100% according to three values:
 - Normal (adjustable value)
 - Eco (adjustable value)
 - Stand-by (non-adjustable value)



“ Set colour
and brightness
according
to needs

Wireless, no-battery controls

With one to four buttons and 2 or 4 inputs, they control lighting (ON/OFF, dimming) and shutters (raise/lower/stop).

With the KNX wireless interface, wireless controls without batteries can communicate with BUS/KNX controllers for even greater flexible and effective control!

THE +

It's the ideal solution for open-plan offices where the installation has to be easily adaptable in case the working area is re-configured:

- no vertical wiring
- installed in a suspended ceiling
- battery-free operation



MOSAIC

KNX WIRELESS INTERFACE

More advanced control

The 5.7" touch screen is an automation device able to manage up to 110 KNX functions. It is also able to receive and display system data such as an energy consumption profile (graph), temperature, dimming information and many more.

By simply pressing a key on the multi-scenario touchscreen, pre-programmed scenarios are selected. Example: in a meeting room, the "Projection" scenario causes the screen to drop down, lowers the blinds and dims the lights.

THE +

- **Convenient to use:** comprehensive, centralised management operated from a single control unit.
- **Performance:** controls and displays up to 110 standard functions as well as a number of special ones.
- **Flexibility:** ability to switch between manual and programmed control.



DETECTORS

Energy performance and operating performance

A sustainable approach

Apart from simple ON/OFF and dimming controls, detectors provide access to the advanced automation functions required in any "green" building:

- stand-by/maintained dimming
- programmed lighting maintenance
- scenario triggering dependent on presence/absence, natural light levels or the time

Flexibility & Efficiency

- Detectors provide an installation with flexibility: their operation and programming can be adapted according to external parameters (over-consumption, alarm, etc.)
- Detectors constantly measure daylight levels. In combination with controllers they provide a better understanding of the detection area and makes it possible to adapt lighting in response to natural light levels.
Note: it is possible for there to be several dimming levels within a single space!

Supervision

KNX detectors provide any supervision system with useful key information:

- indication of presence
- load status and dimming level (as a %)
- light level in real time (in lux)
- system status: auto, controlled, forced, programmed

3 fixing systems for optimum flexibility of installation

Suspended ceiling

The detectors are installed using springs (supplied) or in a Batibox or can be surface mounted.



SOLUTIONS FOR CORRIDORS, OUTDOOR CAR PARKS, BASEMENTS AND WORK AREAS

Wall - flush-mounting

Products are installed in a Batibox.



SOLUTIONS FOR SMALL PREMISES AND BATHROOMS

Wall - surface-mounting

Products are installed in a surface-mounted frame and can be fixed in a corner in certain cases.



SOLUTIONS FOR OUTDOOR CAR PARKS, BASEMENTS, SMALL PREMISES, BATHROOMS AND WORK AREAS

“
Perfect detection
in any location!”

The power of two detection technologies

Infrared detection (PIR)

Suitable for detecting wide amplitude movements such as walking, infrared technology provides optimum lighting management in passage areas such as corridors.



CAT.NO 0 489 21
PIR detection with
270° movable head
Range 20 m
IP 55
Wall or ceiling
surface mounting

CAT.NO 0 489 19
360° PIR double detection
Lateral range 2 x 12 m
IP 20
Ceiling mounted

PIR detection + with high density lens

Infrared technology is suitable to detect wide amplitude movements but with its high density lens this sensor is able to detect the thinnest movement also and it is adapted for passage but working areas also.



CAT.NO 0 489 22
360° PIR detection
Range 8 m
IP 20
Ceiling mounted

Infrared + ultrasound detection (PIR/US)

The exclusive coupling of two technologies consolidates the presence information and guarantees the detection of smaller movements for greater effectiveness, which makes the difference in work areas.



CAT.NO 0 489 20
180° PIR/US detection
Front range 8 m
IP 42
Surface mounted on
the wall

CAT.NO 0 489 18
360° PIR/US detection
Range 8 m
IP 20
Ceiling mounted

Smart detection

Thanks to the combination of ETS4 and the 088230 configuration tool, it is possible to set/modify detector parameters simply and quickly for optimum detection!

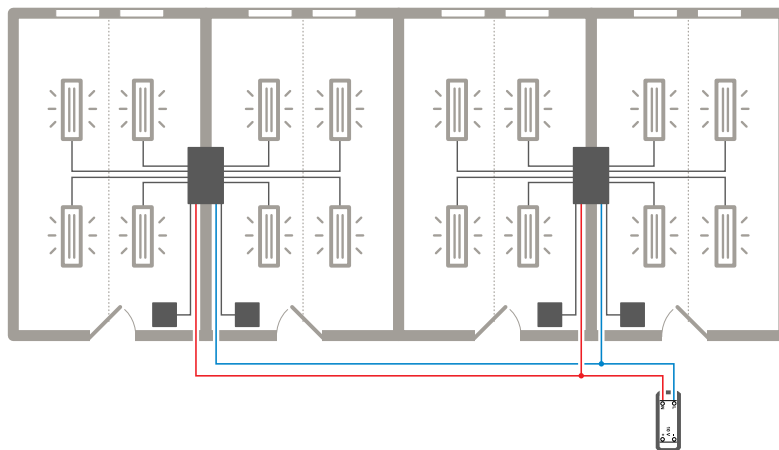
→ SEE PAGE 16

SIMPLIFIED INSTALLATION

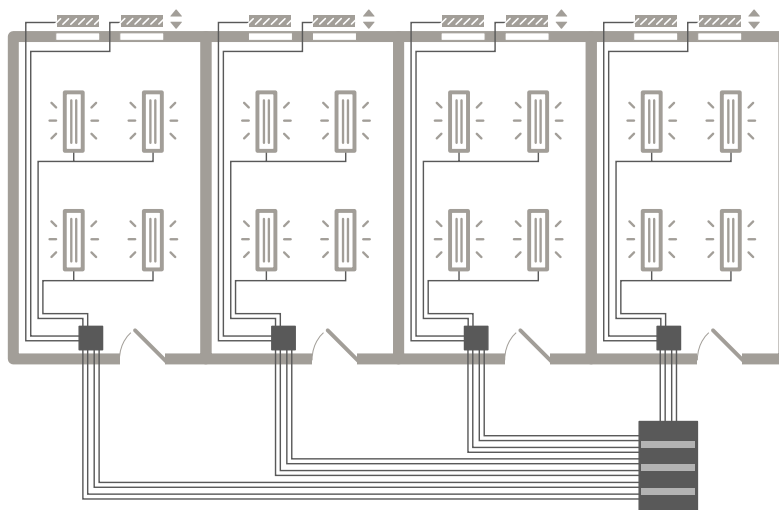
Equipped with different outputs, controllers (also called actuators) receive commands from the control units and act on lighting or shutter loads. Their installation may take one of two from factors.

DISTRIBUTED INSTALLATION

In a system it consists in having the controllers locally installed in false ceilings where there are the load and not in the main cabinet as usual.



DECENTRALISED
SMART
INSTALLATION



CENTRALIZED
INSTALLATION

False ceiling controllers for dimming

These power units control lighting loads. In order to operate, they have to be linked to one or more detectors and/or remote auxiliary control units. Because they are situated near the loads to be controlled, they provide savings in the cables to be routed and in wiring time.

They also save space in the consumer unit.



FOR THE DALI PROTOCOL,
4 OUTPUTS

FOR 1-10 V BALLASTS,
4 OUTPUTS

“Quicker and easier cabling


Multi-application modular controllers

These modular controllers with integrated consumption measurement are fitted with output contacts for controlling:

- all types of ON/OFF load (lighting, roller shutters, contactors, motors, etc.)
- a DALI dimming output (64 ballasts max.)
- an on-board energy meter

Loads are managed by the control units to which they are linked: either BUS/KNX control units, or wired connection input terminals (switches, push-buttons, voltage free contacts).

They also provide a wide range of functions: ON/OFF or dimming lighting control, DALI, roller shutter and ventilation control.



16 INPUTS
16 OUTPUTS
12 MODULES
(Available with 8 inputs,
10 outputs, 8 modules)

These DIN controllers offer the possibility of controlling several circuits (voltage free contacts included) within a reduced space, and include embedded automation: an ideal solution for hotel room management!

Installed in a modular cabinet, they are the ideal solution for small spaces (bedrooms, conference rooms, offices).



CENTRALISED INSTALLATION

This consists of a traditional installation using modular products installed in the electrical panel.

Note: all controllers can be controlled for each output by a detector and/or a BUS/KNX control unit.

Controllers

Modular controllers for dimming

- Flexibility in use
DALI master interface and power supply for a maximum of 64 connected ballasts, the modular DALI controller can handle them individually or in groups (maximum of 16 groups per gateway). It also allows DALI to be used (assignment of DALI ballasts to different groups and modification of the configuration) in two different ways: via the device using the integrated screen and programming touch keys, or via an integrated Web server.
- Control of all sources, universal dimming, full DALI dimming, multiple circuits.



FOR THE DALI PROTOCOL



FOR ALL LV AND ELV LOADS

Controller Cat.No 0 026 59 — varies the level of two outputs of any LV or ELV loads.


Modular ON/OFF controllers

Modular controller for roller shutters

**easy
maintenance**



- 8 A FOR LIGHTING
- 16 A FOR LIGHTING, SOCKET OUTLETS AND ELECTRICAL EQUIPMENT



4 OUTPUTS

KNX INFRASTRUCTURE PRODUCTS

Power supply

- 320 mA and 640 mA power supplies provide power for one BUS/KNX line. There is a built-in filter to prevent the short-circuit of messages from the BUS.
- The line coupler provides galvanic insulation between lines. This is necessary to extend the system over 64 participants.

Connection

- BUS/KNX cables are available in a single pair version (red/black) or 2 pairs (red/black, yellow/white).
- The black/red BUS/KNX connector is used to extend, split the cable or simply connect the products.

Interface

- BUS/KNX interfaces - voltage free contact, available in a modular version or for flush-mounting, allow voltage free products (switches, push buttons, alarms, etc.) to be connected to BUS/KNX.
- A binary interface is also available allowing the connection of probes, sensors which need to distinguish between two levels of signal.



VOLT-FREE CONTACT BUS/KNX INTERFACE



640 mA POWER SUPPLY



LINE COUPLER

Communication & Control

Legrand BUS/KNX modules can send/receive commands to different controllers in the system.

- A BUS/KNX - IP gateway allows operation from off site; it has 2 functions:
 - IP interface for making the links between the BUS/KNX infrastructure and the IP network remotely configure the installation with ETS
 - a Web communication interface for a simple supervision via a dedicated Web page.
- The scenario module can control up to eight scenarios and 8 program events.
- The IP/KNX router is a KNX network coupler enabling interconnection among different KNX networks via the IP infrastructure.
- The BUS/KNX - USB interface allows a PC to be connected to the BUS/KNX via the USB port to program or make diagnostic on the system.



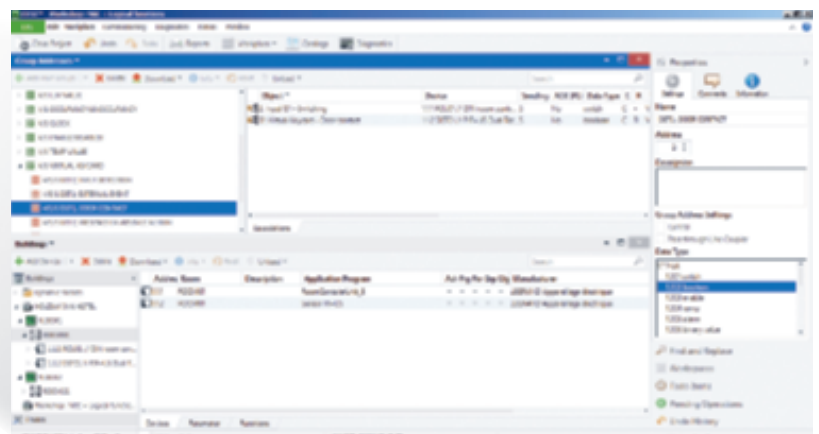
IP COMMUNICATION MODULE

FLEXIBLE, RELIABLE AND CONSISTENT CONFIGURATION



ETS5 SOLUTION

A standardised non-proprietary programming tool available in 15 languages, ETS5 software supports all KNX installations, whatever the medium used: twisted pair, radio frequency, Ethernet/IP, power line carrier. It makes it easy to program control all the KNX devices.



A configuration system accessible in three steps:

1. Acquire the ETS5 software from the KNX association.
2. Download the Legrand database from www.legrandoc.com.
3. Import all the products into ETS5.

LEGRAND SOLUTION

Configuration

As a complement to the ETS5 system, KNX detectors offer the possibility of local configuration.

This mobile configurator is used to interrogate, display and modify the detector parameters:

- light level threshold
- delay
- detection sensitivity

Note: parameters can be saved and then copied to other detectors.



THE MOBILE CONFIGURATOR:
AN ASSET FOR COMMISSIONING
AND MAINTENANCE

For optimum supervision with complete simplicity, Legrand offers "Legrand supervision software" (LSS) which allows you to view and control the whole of a building very easily: the management of Legrand solutions is pre-configured; screens are generated automatically.

SUPERVISION SOFTWARE



VIEWING AND CONTROLLING LIGHTING: OVERVIEW AND DETAILED VIEW BY AREA



CONSUMPTION DISPLAY WITH COMPARISON



VIEWING AND CONTROLLING GUEST ROOM: OVERVIEW AND DETAILED VIEW BY ROOM



	LIGHTING, SHUTTERS, SOCKET OUTLETS <ul style="list-style-type: none"> ■ Lighting status: overview and view by area ■ Presence of persons ■ Light level ■ Status of shutters and socket outlets ■ Control from the lighting, shutter and socket outlets supervision station, area by area ■ Programming according to a day/month/year calendar 	MEASUREMENT <p>For each zone and circuit, and by usage, display:</p> <ul style="list-style-type: none"> ■ of consumption per day, month, year ■ of the comparator with previous periods ■ of the detail of electrical values (energy, power, voltage, current, etc.) 	HOTEL GUEST ROOM MANAGEMENT <ul style="list-style-type: none"> ■ Occupancy status: overview and view by room ■ Ambient temperature and status of thermoregulation operating mode ■ Energy consumption level ■ Control temperature setpoint, thermoregulation operating mode, shutter ■ Launch scenes as welcome, checkout, ...
VIEW AND CONTROL			
BE WARNED	<ul style="list-style-type: none"> ■ System fault display Example: loss of communication ■ Change of status of lighting, of a shutter, etc. 	<ul style="list-style-type: none"> ■ Over-consumption for the whole building 	<ul style="list-style-type: none"> ■ Guest requirements: MUR, Do Not Disturb ■ SOS alarm ■ "Green sensitive" guest

To meet any need of personalisation (screens, variables, equipment, etc.) the Legrand supervision software can be customised in order to create a tailor-made solution. Open to KNX, Modbus, DALI and also Bacnet protocols, it requires an integrator for its set-up.

FOR ACTIVE BUILDING MANAGEMENT



Customisable screens, with equipment shown on a plan

VIEW, CONTROL, BE WARNED



LIGHTING SHUTTERS

Display on a plan of the location of lighting and shutter units



MEASUREMENT

Water and gas consumption display for the whole building




HVAC

Temperature adjustment, ventilation, etc. Display of diagrams for monitoring



ACCESS CONTROL

Monitoring of building activity



INTERACT

Building manager decision maker PLC
Cat.No 0 035 44

Application examples with third-party systems (HVAC, access control, ...):


- automatic change to the right temperature depending on whether or not people are present
- supply to power sockets as soon as someone enters an office suite

LEGRAND WILL ASSIST YOU


TRAINING

Legrand offers installers, operators and design offices dedicated training, allowing them to increase their overall building management expertise.

→ FIND OUT ABOUT OUR
ONLINE TRAINING OFFER
AT WWW.LEGRAND.COM



APPLICATION EXAMPLES



Dedicated
“**hotel**”
solution

22 **Guest room**



Dedicated
“**commercial
sector
buildings**”
solutions

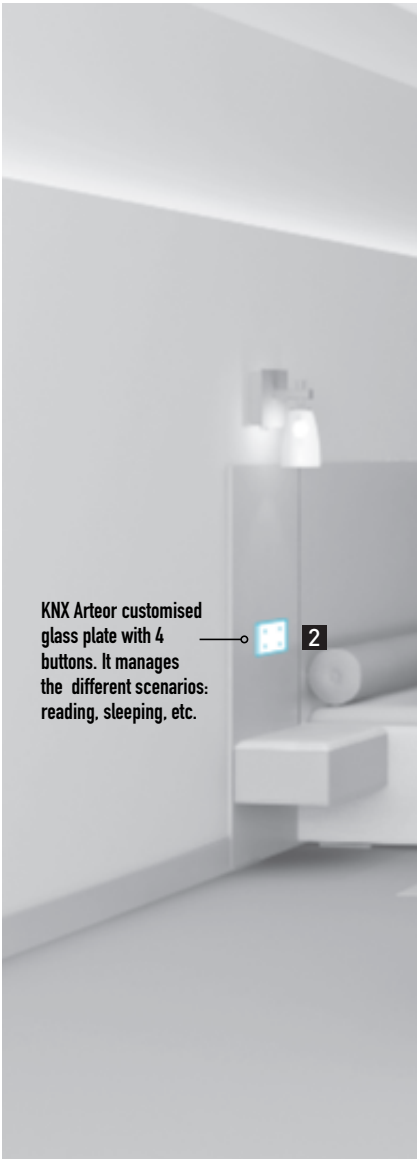
24 **Open plan area**

26 **Meeting room**

28 **Reception area**

30 **Classroom**





KNX Arteor customised glass plate with 4 buttons. It manages the different scenarios: reading, sleeping, etc.

Hotel guest room

- Presence detection
- Temperature management
- Socket management
- Scenarios

In a hotel room there is the need to manage everything when the customer is present: lighting, sockets, HVAC.

When the customer enters the room the entrance lights are automatically turned ON and when he puts the badge in the holder the HVAC and the sockets are also enabled.

The customer is able to manage everything through the different control units, choosing the conditions he prefers according to his mood or needs.



Legrand supervision software



KNX/IP gateway

Cat.No	Qty
0 035 43	1

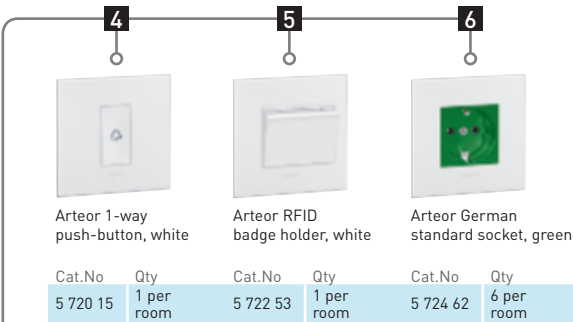
> page 44



KNX 640 mA power supply

Cat.No	Qty
0 026 94	1 per KNX line

> page 44



TRADITIONAL CABLING



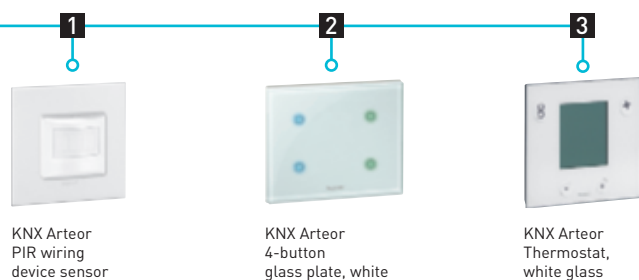
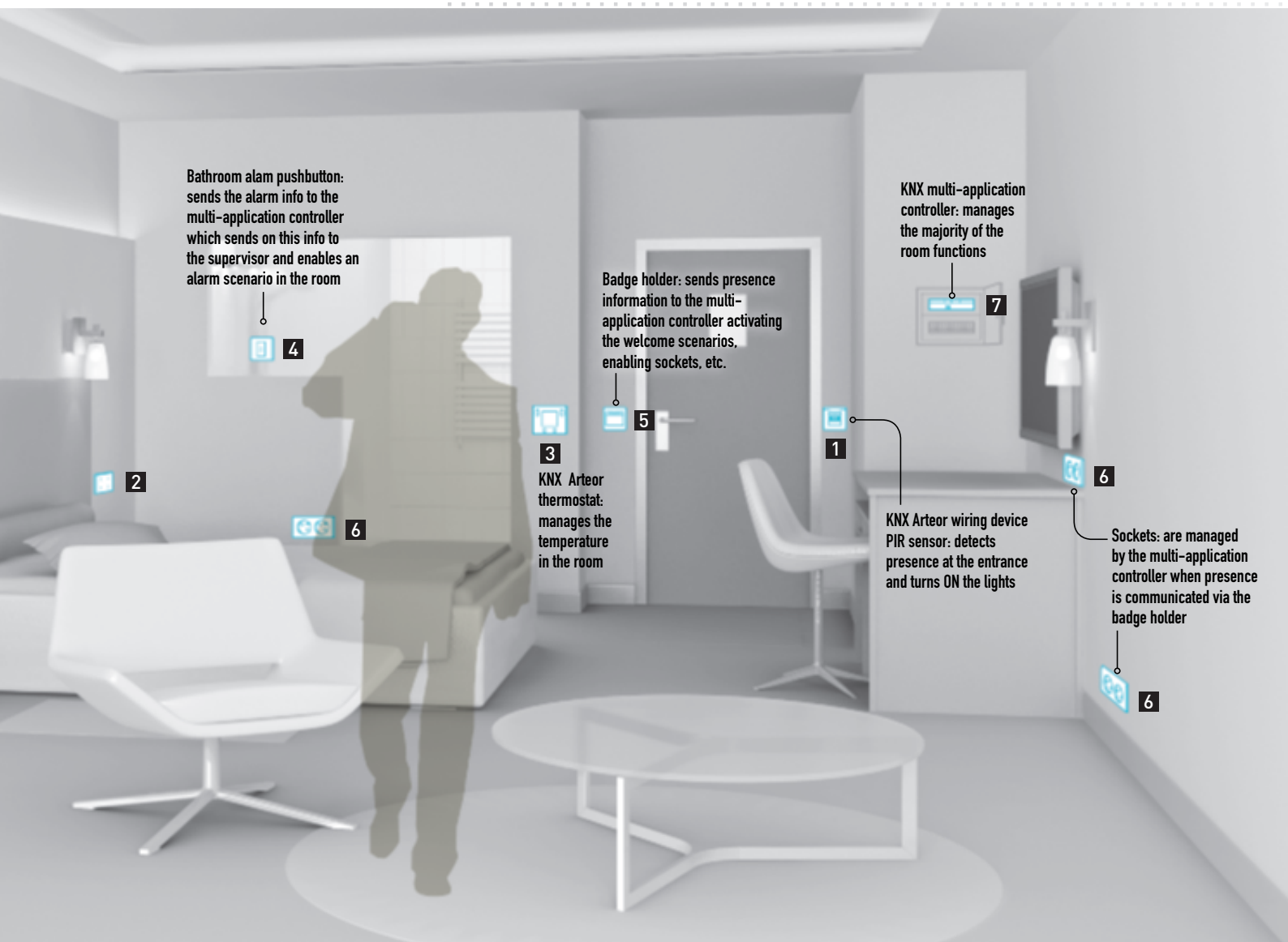
KNX Multi-application controller

Cat.No	Qty
0 484 22	1 per room

> page 43

BUS/KNX

■ Common solution for several areas



Cat.No	Qty	Cat.No	Qty	Cat.No	Qty
5 740 37	1 per room	5 735 04	2 per room	0 490 29	1 per room

> page 42

> page 32

> page 35

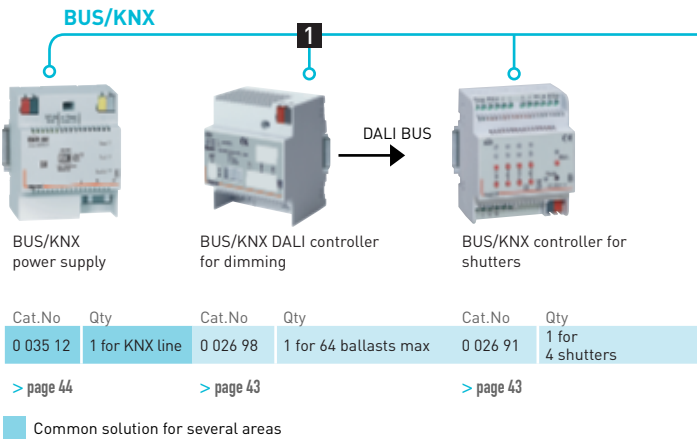
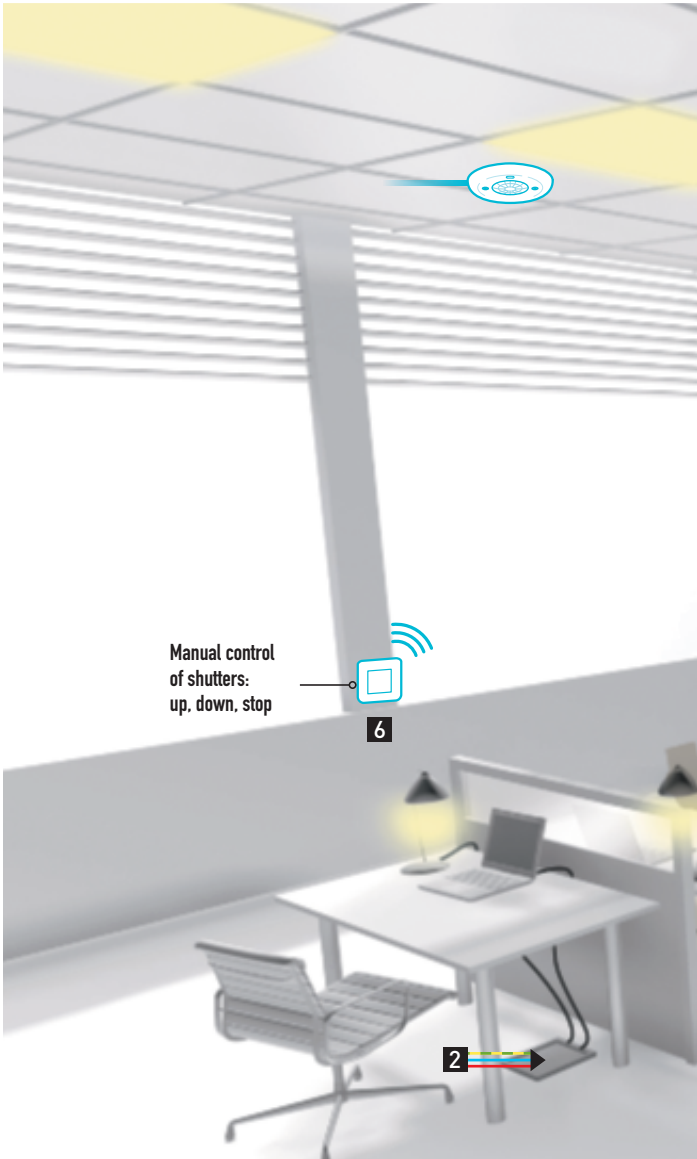


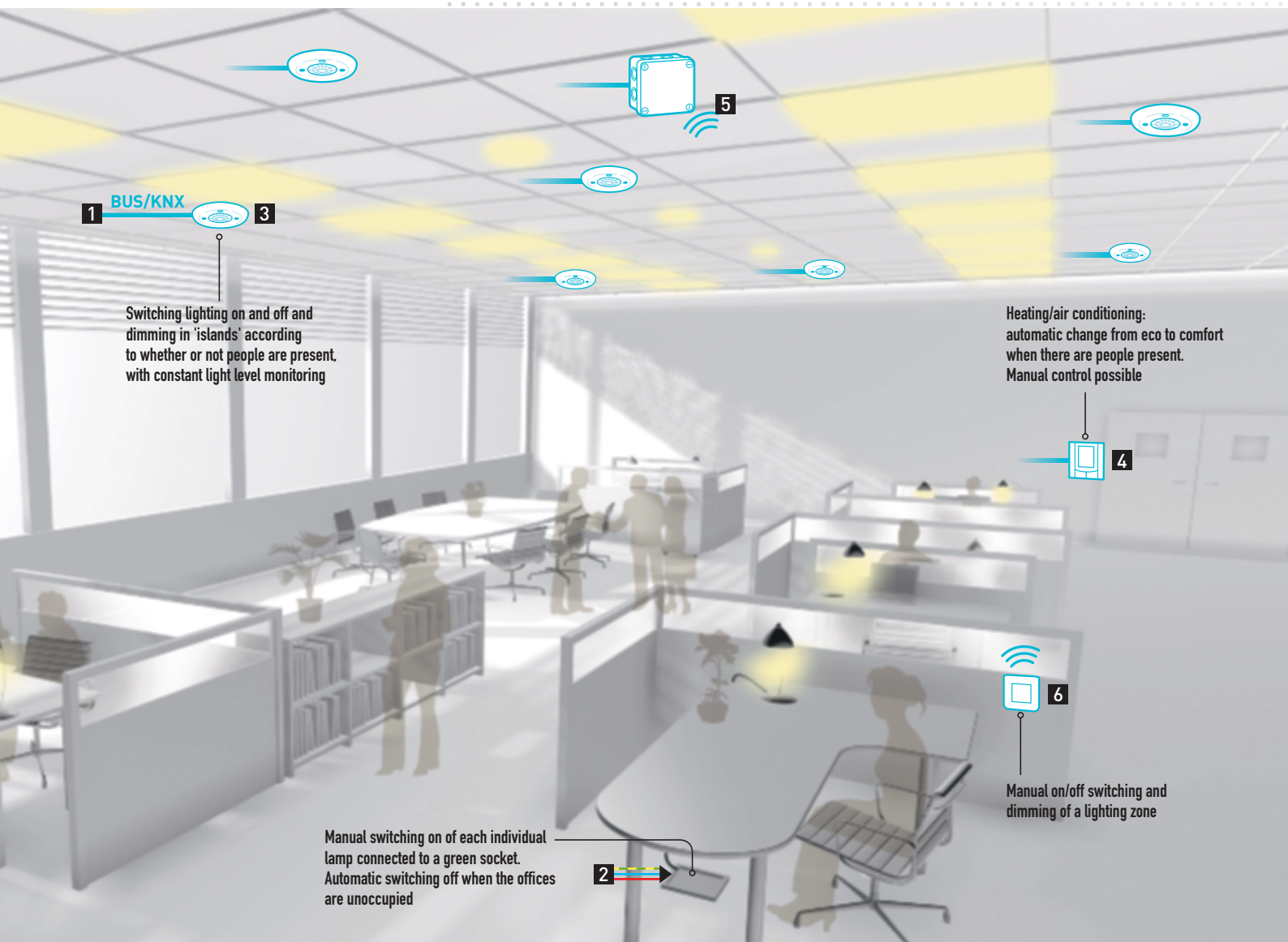
Open space

- Presence detection
- Movement detection
- Light level measurement
- Dimming

BUS/KNX SOLUTIONS PROVIDING AREAS WITH FLEXIBILITY

In an office suite, you need to be able to refurbish and re-arrange spaces without touching the wiring and without moving equipment. All you have to do is link detectors and control units to the luminaires, without restriction, with simple programming using the ETS software.





ELECTRICAL PANEL		OFFICE SUITE							
ON/OFF lighting controller with 4 outputs for lamps connected to green sockets		360° KNX infrared + ultrasound lighting management sensor Range 8 m dia.		Room thermostat		Zigbee/KNX gateway		Radio control unit without batteries with single push-button	
Cat.No	Qty	Cat.No	Qty	Cat.No	Qty	Cat.No	Qty	Cat.No	Qty
0 026 80	1 for 4 x 16 A sockets max	0 489 18	1 every 6 m	0 490 31	1 for the office suite	0 488 77	1 for 16 control units	0 784 61	1 per workstation
> page 43		> page 42		> page 35		> page 35		> page 35	



Meeting room

- Presence detection
- Light level measurement
- Dimming
- Scenario control
- Manual switch-on
- Management of shutters, screens, HVAC

In a meeting room, you need to be able to control the lighting but also the shutters, screen, ventilation, etc. individually or via programmed scenarios.



BUS/KNX - IP gateway

Cat.No Qty

0 035 43 1

> page 44



BUS/KNX power supply

Cat.No Qty

0 035 12 1 per KNX line

> page 44

BUS/KNX

1



BUS/KNX universal ON/OFF controller

Cat.No Qty
0 026 61 1 for 4 circuits

> page 43

2



BUS/KNX universal dimming controller

Cat.No Qty
0 026 59 1 for 2 circuits

> page 43

3



BUS/KNX controller for shutters

Cat.No Qty
0 026 91 1 for 4 circuits

> page 43

Common solution for several areas



BUS/KNX

1 2 3

Power supply to light fittings, HVAC, shutters, screen, video projector: equipment in the electrical panel



On pressing the control unit at the entrance to the room, the lighting is automatically switched on/off or dimmed depending on whether or not there are people present and on the level of daylight.



During the meeting, priority control of scenarios. Examples:
• start of projection
• end of projection
• full lighting etc.
At the end of the meeting, automatic switch-off of lighting and HVAC



As soon as someone enters the room, manual switching on/off and dimming of ceiling and panel lights

CONTROLLED CIRCUITS

One ON/OFF lighting circuit for panel/screen LEDs or halogen

2 dimming circuits: one panel side, one room side
Dimmable LEDs

2 shutter circuits: up/down/stop
1 screen circuit: up/down
1 HVAC circuit: comfort/eco

ELECTRICAL PANEL

OFFICE SUITE



BUS/KNX lighting management sensor 360° infrared + ultrasound Range 8 m

Cat.No	Qty
0 489 18	1 every 6 m

> page 42



Touchscreen control

Cat.No	Qty
0 488 84	1 per room

> page 9



Control for 2 ON/OFF and dimming lighting circuits

Cat.No	Qty
0 675 71	1 per door

> page 32



BUS/KNX

Reception areas

- Presence detection
- Movement detection
- Light level measurement
- Dimming

In a reception area, you need lighting to come on automatically when there are people present and for it to adjust according to the natural light level.
In corridors you want lighting to come on only when people are passing by and only if the natural daylight is insufficient.



Legrand supervision software



BUS/KNX - IP gateway

Cat.No	Qty
0 035 43	1

> page 44

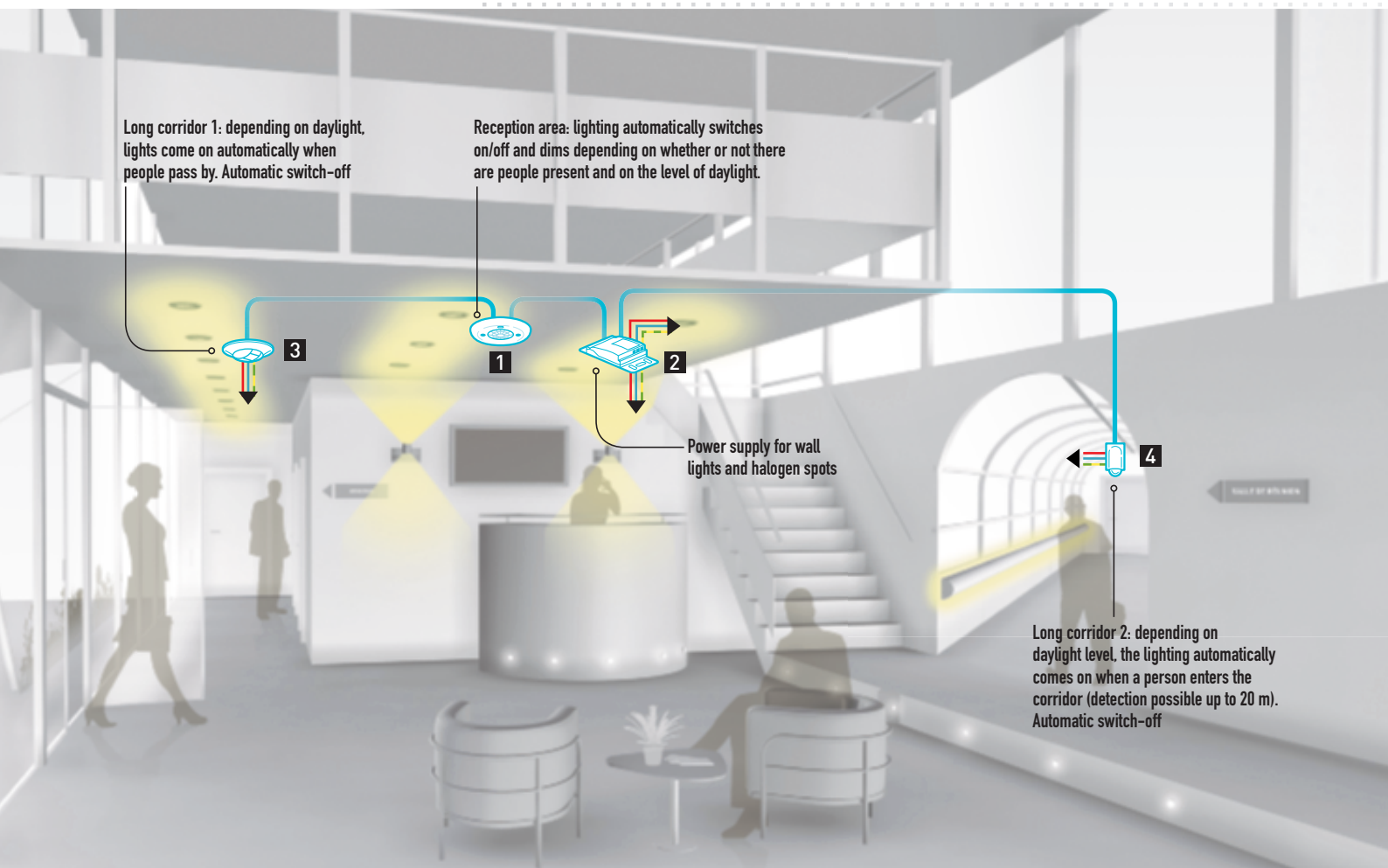


BUS/KNX power supply

Cat.No	Qty
0 035 12	1 per KNX line

> page 44

■ Common solution for several areas



Long corridor 1: depending on daylight, lights come on automatically when people pass by. Automatic switch-off

Reception area: lighting automatically switches on/off and dims depending on whether or not there are people present and on the level of daylight.

Power supply for wall lights and halogen spots

Long corridor 2: depending on daylight level, the lighting automatically comes on when a person enters the corridor (detection possible up to 20 m). Automatic switch-off

CONTROLLED CIRCUITS

Long corridor 1
Flush-mounted LED spots

Reception area
Wall lights and halogen spots


Long corridor 2
Wall lights



BUS/KNX lighting management sensor 360° infrared + ultrasound
Range 8 m

Cat.No	Qty
0 489 18	1 every 6 m

> page 42



BUS/KNX controller in suspended ceiling for dimming DALI lamps

Cat.No	Qty
0 488 64	1 for 2 circuits

> page 43



BUS/KNX lighting management sensor 2 x 180° for long corridors
Range 2 x 12 m

Cat.No	Qty
0 489 19	1 every 20 m

> page 42



BUS/KNX lighting management sensor 180° infrared + ultrasound
Range 8 m

Cat.No	Qty
0 489 20	1 every 6 m

> page 42



ON/OFF or dimming 1-10V BUS/KNX controller in suspended ceiling
Linked to lighting management sensors Cat.Nos 0 489 19/20

Cat.No	Qty
0 488 62	1 for 4 circuits

> page 43



BUS/KNX

Class room

- Presence detection
- Light level measurement
- Dimming

In a classroom, you need to pay attention to students' comfort by adjusting the brightness of lighting according to whether it is on the window or the corridor side. The teacher controls the panel lighting. All lighting switches off when the room is unoccupied.




Legrand supervision software



BUS/KNX - IP
gateway

Cat.No	Qty
0 035 43	1

> page 44

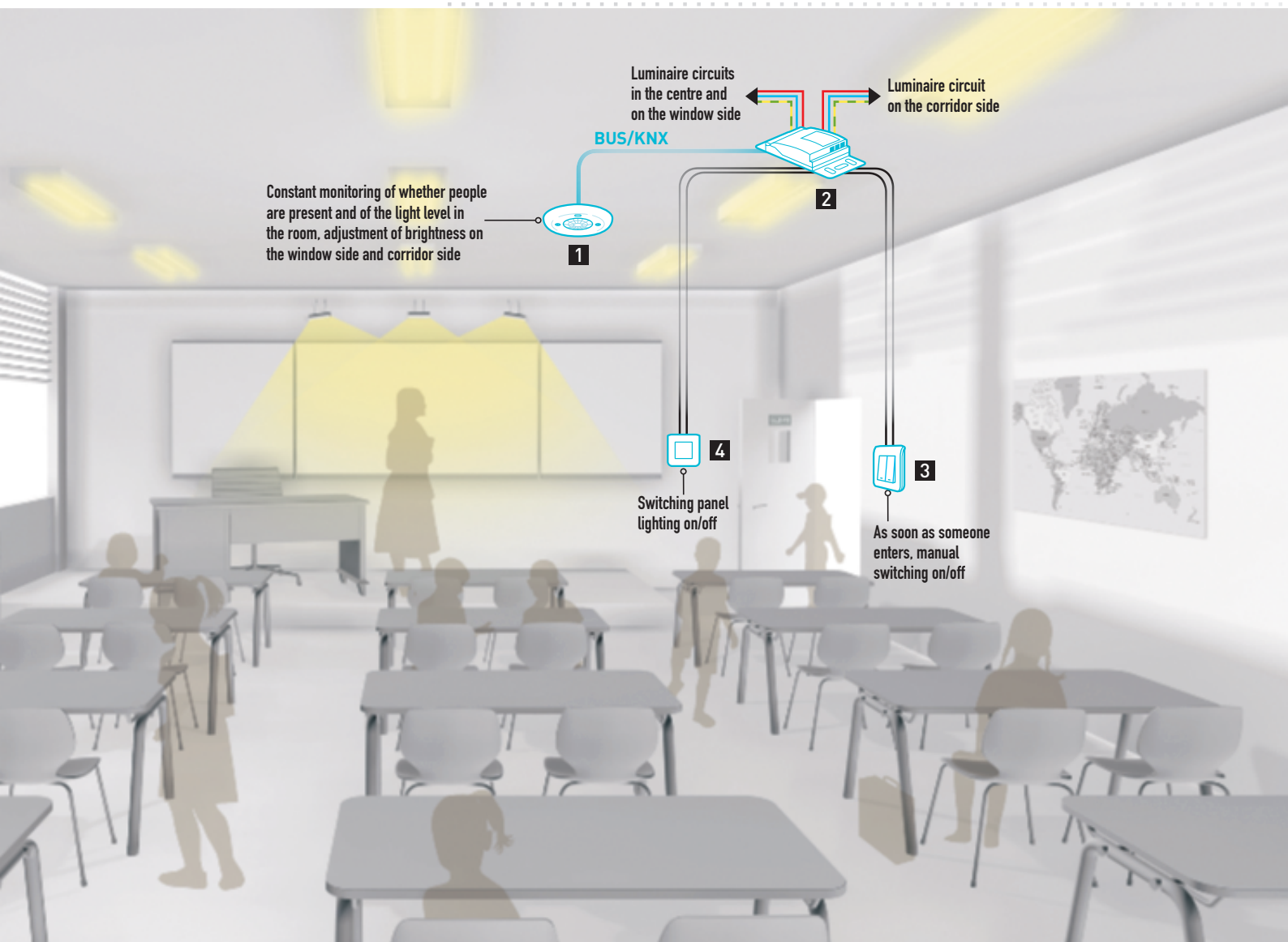


BUS/KNX
power supply

Cat.No	Qty
0 035 12	1 for KNX line

> page 44

■ Common solution for several areas



Cat.No	Qty
0 489 18	1 every 6 m

> page 42



Cat.No	Qty
0 488 64	1 for 4 circuits

> page 43



Cat.No	Qty
0 784 96	1 per door

> page 32



Cat.No	Qty
0 784 89	1 per panel

> page 32

Mosaic™, Céliane™, Arteor™

BUS/KNX manual control units



KNX certified



0 784 89



0 784 94




0 784 91



0 675 71 (Mahogany)



0 675 72



5 735 05

Connected directly to BUS/KNX cable (supplied with tap-off connector)
The control unit must be programmed using ETS software

Pack	Cat.Nos	Mosaic wired control units
		Used to control lighting (ON/OFF, dimming, scenario, forcing), roller shutters (up, down, stop), awnings, and other receivers Fitted with programmable RGB LEDs (12 colours available) for displaying load status and system status feedback (normal, forced, override, day/night pilot light, etc.) and alarms. For use in combination with Mosaic plates and Batibox support frames
1	0 784 89	1 button - 1 actuation point ○ White
1	0 784 95	1 button - 2 actuation points ○ White
1	0 784 94	2 buttons - 2 actuation points ○ White
1	0 784 96	2 buttons - 4 actuation points ○ White
		4 buttons - 4 actuation points Supplied with label holder for button identification
1	0 784 91	○ White

Pack	Cat.Nos	Céliane wired control units
		Used to control lighting (ON/OFF, dimming, scenario, forcing), roller shutters (up, down, stop), awnings, and other receivers Fitted with programmable RGB LEDs (12 colours available) for displaying load status and system status feedback (normal, forced, override, day/night pilot light, etc.) and alarms
1	0 675 71	4 channels control unit without label display For use with cover plates, ring cover, Céliane plate, and Batibox support frame
		4 buttons - 4 actuation points Fitted with white or titanium key cover Supplied with label holder for button identification For use with Céliane plate and Batibox support frame
1	0 675 70	○ White
1	0 675 79	● Titanium

Pack	Cat.Nos	Céliane wired control units (continued)
		4 buttons touch control units Supplied complete with white or black touch plate ○ Kaolin glass ● Graphite glass
		Arteor wired control units Used to control lighting (ON/OFF, dimming, scenario, forcing), roller shutters (raise, lower, stop), awnings, and other receivers Fitted with programmable RGB LEDs (12 colours available) for displaying load status and system status feedback (normal, forced, override, day/night pilot light, etc.), alarms To be fitted with Arteor plates and Batibox support frames
1	0 675 71	4 channels control unit without label display 4 actuation points To be equipped with key covers for control mechanism
		Square version 4 actuation points - With label holder
1	5 742 03	○ White
1	5 744 04	● Magnesium
		Round version 4 actuation points - With label holder
1	5 735 02	○ White
1	5 735 03	● Magnesium
		4-buttons touch control units Supplied complete with white or black touch plates To be fitted with Batibox support frames
1	5 735 04	○ White - for BS flush-mounting boxes
1	5 735 05	● Black - for BS flush-mounting boxes
		6-buttons touch control units Supplied complete with white or black touch plates
1	5 735 12	○ White
1	5 735 13	● Black

Céliane™

BUS/KNX manual control key covers



Pack	Cat.Nos		Single key covers
			For mechanisms Cat.Nos 0 675 71
	White	Titanium	
5	0 681 50	0 684 50	Lighting and sound distribution
5	0 681 52	0 684 52	Left-hand mounting Right-hand mounting
5	0 681 48	0 684 48	Lighting
5	0 681 49	0 684 49	Left-hand mounting Right-hand mounting
5	0 681 77	0 684 77	Dimming
5	0 681 78	0 684 78	Left-hand mounting Right-hand mounting
5	0 681 55	0 684 55	GEN/ON/OFF
5	0 681 56	0 684 56	Left-hand mounting Right-hand mounting
5	0 682 80	0 685 80	ON/OFF
10	0 682 81	0 685 81	Left-hand mounting Right-hand mounting
5	0 682 69	0 685 69	For roller shutters
			Left or right-hand mounting
10	0 682 03	0 685 03	Unmarked
			Left or right-hand mounting
1	0 682 04	0 685 04	STOP
			Left-hand mounting only

Pack	Cat.Nos		Double key covers
			For mechanisms Cat.Nos 0 675 71
	White	Titanium	
5	0 681 42	0 684 42	Lighting
5	0 681 44	0 684 44	Lighting
5	0 681 76	0 684 76	Dimming
5	0 681 80	0 684 80	GEN
5	0 681 58	0 684 58	GEN/ON/OFF
5	0 681 88	0 684 88	ON/OFF
5	0 682 59	0 685 59	For roller shutters
10	0 682 02	0 685 02	Unmarked
10	0 680 00	0 683 00	Ring covers
			To be installed in addition to single or double key covers

Key cover description	Pack	Number of modules	ROUND VERSION		SQUARE VERSION		White	Magnesium
				White ○	Magnesium ●			
Adjustment symbol, left-hand side mounting	5	1		5 745 05	5 745 06		5 744 87	5 744 86
Adjustment symbol, right-hand side mounting	5	1		5 745 07	5 745 08			
Adjustment symbol	5	2		5 745 37	5 745 38		5 744 89	5 744 88
Light symbol (either side)	5	1		5 745 17	5 745 18		5 744 75	5 744 74
Light symbol	5	2		5 745 43	5 745 44		5 744 77	5 744 76
Dimmer symbol, left-hand side mounting	5	1		5 745 20	5 745 22		5 744 69	5 744 68
Dimmer symbol, right-hand side mounting	5	1		5 745 19	5 745 21			
Dimmer symbol	5	2		5 745 41	5 745 42		5 744 71	5 744 70
Up/Down symbol (either side)	5	1		5 745 15	5 745 16		5 744 93	5 744 92
Up/Down symbol	5	2		5 745 35	5 745 36		5 744 95	5 744 94
GEN marking	5	2		5 745 39	5 745 40		5 744 73	5 744 72
GEN/ON/OFF marking, left-hand side mounting	5	1		5 745 24	5 745 26		5 744 83	5 744 82
GEN/ON/OFF marking, right-hand side mounting	5	1		5 745 23	5 745 25			
GEN/ON/OFF marking	5	2		5 745 31	5 745 32		5 744 85	5 744 84
ON/OFF marking, left-hand side mounting	5	1		5 745 28	5 745 30		5 744 79	5 744 78
ON/OFF marking, right-hand side mounting	5	1		5 745 27	5 745 29			
ON/OFF marking	5	2		5 745 33	5 745 34		5 744 81	5 744 80
Sound source selection right-hand mounting	5	1		5 745 11	5 745 12		5 744 91	5 744 90
Shutter STOP marking (either side)	5	1		5 745 45	5 745 46		5 745 47	5 745 48
Unmarked (either side)	5	1		5 745 09	5 745 10		5 744 65	5 744 64
Unmarked	5	2		5 745 13	5 745 14		5 744 67	5 744 66
Key cover with DO NOT DISTURB symbol - 2 modules	5	2		5 743 46	5 743 47		5 743 48	5 743 49
Pair of key covers with DO NOT DISTURB symbol and MAKE UP ROOM symbol	2	1		5 743 94	5 743 95		5 743 96	5 743 97

Thermostats

BUS/KNX




0 490 31



0 490 29

Connected directly to BUS/KNX cable (supplied with tap-off connector)
The control unit must be programmed using ETS software

Pack	Cat.Nos	KNX thermostats
1	0 490 31	For fan coil units: 2 pipes, 2 pipes + electric heater and 4 pipes for heating and/or air conditioning For controlling on/off valves, 2-3 positions and 3 speeds (fan): comfort, economy, and protection with manual or automatic selection. Adjustment accuracy + 0.5°C 2 multi-function inputs for window contacts, summer/winter changeover, etc Backlit display Operating voltage 230 V± Supplied complete with dedicated flush-mounting box  ○ White ○ White glass ● Black glass
1	0 490 29	
1	0 490 30	

Radio extension


BUS/KNX



0 784 61



0 488 77



Pack	Cat.Nos	Zigbee/KNX wireless extension
1	0 784 61	Used to control lighting (ON/OFF, dimming) and shutters (up, down, stop) For use with Zigbee/KNX interface Cat.No 0 488 77 Supplied complete with plate and support frame Mosaic 1 button - 2 actuation points ○ White 
1	0 488 77	Zigbee/KNX interface Interface providing communication between batteryless radio control units Cat.Nos 0 784 61 (up to 16 control units) and BUS/KNX controllers 180m (outdoor or far field) around the interface so 18m approx. indoor For suspended ceiling installation
1	0 883 09	Sensors Used to control lighting (ON/OFF, dimming) or trigger automations For use with Zigbee/KNX interface Cat.No 0 488 77 180° passive infrared detection, front range 10 m Recommended fixing height: 2.5 m IP 42 Optimum distance between two sensors: 6 m Sleepy Consumption: 0.032 mA so 0.096 mW Awakened Consumption: 0.932 mA so 2.796 mW Battery powered by 2 x AA LR6




Axolute and Livinglight

BUS/KNX manual control units





































Connected directly to BUS/KNX cable (supplied with tap-off connector)
The control unit must be programmed using ETS software































Pack	Cat.Nos	Livinglight wired control units
1	LN4651KNX	Used to control (ON/OFF, dimming, scenario, forcing), roller shutters (up, down, stop), awnings, and other receivers. Fitted with programmable RGB LEDs (12 colours available) for displaying load status and system status feedback (normal, forced, override, day/night pilot light, etc.) and alarms 4 channels control unit without label display  To be fitted with Livinglight cover plate, plate and support frame
1	N4680KNX	4 channels control unit with label display Supplied with label holder for button identification To be fitted with Livinglight plate and support frame  <ul style="list-style-type: none">○ White● Tech● Anthracite
1	NT4680KNX	
1	L4680KNX	

Pack	Cat.Nos	Axolute wired control units
1	H4651KNX	Control (ON/OFF, dimming, scenario, forcing), roller shutters (up, down, stop), awnings, and other clients. Fitted with programmable RGB LEDs (12 colours available) for displaying load status and system status feedback (normal, forced, override, day/night pilot light, etc.) and alarms 4 channels control unit without label display  To be fitted with Axolute cover plate, plate and support frame
1	HC4680KNX	4 channels control unit with label display Supplied with label holder for button identification To be fitted with Axolute plate and support frame  <ul style="list-style-type: none">● Tech● Anthracite○ White
1	HS4680KNX	
1	HD4680KNX	
1	HC4657M3KNX	6-buttons touch control unit Supplied with fitted touch plate Requires Axolute support frame  <ul style="list-style-type: none">○ White● Black○ Transparent glass
1	HS4657M3KNX	
1	HD4657M3KNX	

Livinglight









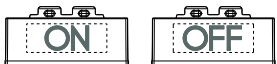






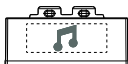



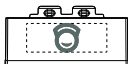
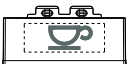
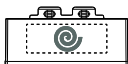
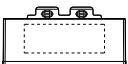



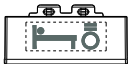



BUS/KNX manual control key covers

1-FUNCTION KEY COVERS			1 module CAT.NO	2 modules CAT.NO
NEUTRAL LIGHTABLE KEY COVERS				
 NT4915N	Neutral key cover with lightable bottom section		NT4915N	NT4915M2N
 L4915N			L4915N	L4915M2N
 N4915LN	High brightness key cover		N4915LN	N4915M2LN
KEY COVERS WITH DIFFUSER AND LIGHTABLE SYMBOL				
 NT4915AN	Key cover with light symbol		N4915AN	N4915M2AN
			NT4915AN	NT4915M2AN
			L4915AN	L4915M2AN
 NT4915BN	Key cover with staircase light symbol		N4915BN	N4915M2BN
			NT4915BN	NT4915M2BN
			L4915BN	L4915M2BN
 NT4915DN	Key cover with bell symbol		N4915DN	N4915M2DN
			NT4915DN	NT4915M2DN
			L4915DN	L4915M2DN
 NT4915FN	Key cover with key symbol		N4915FN	N4915M2FN
			NT4915FN	NT4915M2FN
			L4915FN	L4915M2FN
 NT4915M2ADN	Key cover with dimmer symbol		—	N4915M2ADN
			—	NT4915M2ADN
			—	L4915M2ADN
 NT4915DD	Key cover with “Do not disturb” symbol		N4915DD	N4915M2DD
			NT4915DD	NT4915M2DD
			L4915DD	L4915M2DD
 NT4915MR	Key cover with “Make up room” symbol		N4915MR	—
			NT4915MR	—
			L4915MR	—

2-FUNCTION KEY COVERS			1 module CAT.NO	2 modules CAT.NO
NEUTRAL LIGHTABLE KEY COVERS				
 N4911N	Neutral key cover with lightable top and bottom sections		N4911N	N4911M2N
 NT4911N			NT4911N	NT4911M2N
 L4911N			L4911N	L4911M2N
KEY COVERS WITH 2 DIFFUSERS AND LIGHTABLE SYMBOLS				
 NT4911AFN	Key cover with ON-OFF and GEN screen printing		N4911AFN	N4911M2AFN
			NT4911AFN	NT4911M2AFN
			L4911AFN	L4911M2AFN
 NT4911AGN	Key cover with ON/OFF markings		N4911AGN	N4911M2AGN
			NT4911AGN	NT4911M2AGN
			L4911AGN	L4911M2AGN
 NT4911AHN	Key cover with up/down symbols		N4911AHN	N4911M2AHN
			NT4911AHN	NT4911M2AHN
			L4911AHN	L4911M2AHN
 NT4911ADN	Key cover with + (top) and - (bottom) markings		N4911ADN	—
			NT4911ADN	—
			L4911ADN	—
 NT4911AIN	Key cover with adjustment OFF adjustment ON symbols		N4911AIN	N4911M2AIN
			NT4911AIN	NT4911M2AIN
			L4911AIN	L4911M2AIN
 NT4911BFN	Key cover with "change source" and "change track" symbols		N4911BFN	—
			NT4911BFN	—
			L4911BFN	—



















Livinglight

BUS/KNX manual control key covers

KEY COVERS THAT CAN BE CUSTOMISED WITH DIFFUSERS, AVAILABLE AS A KIT			1 module CAT.NO	2 modules CAT.NO
NEUTRAL LIGHTABLE KEY COVERS				
<div>1 function</div> <div></div> <div>can be customised</div>	1-function key cover that can be customised with 1 diffuser*		N4915TN	N4915M2TN
			NT4915TN	NT4915M2TN
			L4915TN	L4915M2TN
<div>2 functions</div> <div></div> <div>can be customised</div>	2-function key cover that can be customised with 2 diffusers*		N4911TN	N4911M2TN
			NT4911TN	NT4911M2TN
			L4911TN	L4911M2TN
DIFFUSERS KIT				
<div></div> <div></div> <div></div> <div></div>	Kit composition shown alongside (5 diffusers for each type)		N4915KIT	
			NT4915KIT	
			L4915KIT	
<div></div> <div></div> <div></div> <div></div> <div></div> <div></div> <div></div> <div></div>	Kit composition shown alongside (5 diffusers for each type)		N4915KIT	
			N4915KIT	
			N4915KIT	
<div></div>	Kit with diffuser shown alongside (50 diffusers)		N4915SETBL	
			NT4915SETBL	
			L4915SETBL	















































Axolute




BUS/KNX manual control key covers
































KEY COVERS WITHOUT SILK-SCREEN PRINTING - 1 AND 2 FUNCTIONS		1 module CAT.NO	2 modules CAT.NO
KEY-COVERS WITHOUT SILK-SCREEN PRINTING - 1 FUNCTION			
 HD4915  HD4915M2		HD4915	HD4915M2
 HC4915  HC4915/2		HC4915	HC4915/2
 HS4915  HS4915/2		HS4915	HS4915/2
KEY-COVERS WITHOUT SILK-SCREEN PRINTING - 2 FUNCTIONS			
 HD4911  HD4911M2		HD4911	HD4911M2
 HC4911  HC4911/2		HC4911	HC4911/2
 HS4911  HS4911/2		HS4911	HS4911/2

Axolute

BUS/KNX manual control key covers

KEY COVERS WITH SILK-SCREEN PRINTING - 1 AND 2 FUNCTIONS			1 module CAT.NO	2 modules CAT.NO
KEY COVERS WITH SILK-SCREEN PRINTING WITH SYMBOLS - 1 FUNCTION				
 HD4915AA	OFF		HD4915AA	HD4915M2AA
			HC4915AA	HC4915/2AA
			HS4915AA	HS4915/2AA
	ON		HD4915AB	HD4915M2AB
			HC4915AB	HC4915/2AB
			HS4915AB	HS4915/2AB
 HD4915M2AA	GEN		HD4915AC	HD4915M2AC
			HC4915AC	HC4915/2AC
			HS4915AC	HS4915/2AC
 HC4915/2AA	Dimmer		HD4915AD	HD4915M2AD
			HC4915AD	HC4915/2AD
			HS4915AD	HS4915/2AD
	Light		HD4915BA	HD4915M2BA
			HC4915BA	HC4915/2BA
			HS4915BA	HS4915/2BA
 HS4915/2AA	Stop		HD4915AE	—
			HC4915AE	—
			HS4915AE	—
	Bed light		HD4915BL	HD4915M2BL
			HC4915BL	HC4915M2BL
			HS4915BL	HS4915M2BL
 HS4915/2AA	Bell		HD4915BB	HD4915M2BB
			HC4915BB	HC4915/2BB
			HS4915BB	HS4915/2BB
	Fan		HD4915BC	HD4915M2BC
			HC4915BC	HC4915/2BC
			HS4915BC	HS4915/2BC
 HC4915AC HC4915/2AC	Key		HD4915BD	—
			HC4915BC	—
			HS4915BC	—
	Music		HD4915BE	HD4915M2BE
			HC4915BE	HC4915/2BE
			HS4915BE	HS4915/2BE
 HS4915BA HS4915/2BA	Nurse		HD4915BF	HD4915M2BF
			HC4915BF	HC4915/2BF
			HS4915BF	HS4915/2BF
	Do not disturb		HD4915DD	HD4915M2DD
			HC4915DD	HC4915M2DD
			HS4915DD	HS4915M2DD

KEY COVERS WITH SILK-SCREEN PRINTING - 1 AND 2 FUNCTIONS			1 module CAT.NO	2 modules CAT.NO
KEY COVERS WITH SILK-SCREEN PRINTING WITH SYMBOLS - 1 FUNCTION (CONTINUED)				
	Make up room		HD4915MR	—
			HC4915MR	—
			HS4915MR	—

KEY COVERS WITH SILK-SCREEN PRINTING - 1 AND 2 FUNCTIONS			1 module CAT.NO	2 modules CAT.NO
KEY COVERS WITH SILK-SCREEN PRINTING WITH SYMBOLS - 2 FUNCTIONS				
 HD4911AF	ON - OFF - GEN		HD4911AF	HD4911M2AF
			HC4911AF	HC4911/2AF
			HS4911AF	HS4911/2AF
 HD4911M2AF	ON - OFF		HD4911AG	HD4911M2AG
			HC4911AG	HC4911/2AG
			HS4911AG	HS4911/2AG
 HC4911AF	UP - DOWN		HD4911AH	HD4911M2AH
			HC4911AH	HC4911/2AH
			HS4911AH	HS4911/2AH
 HC4911AG	ON - OFF ADJUSTMENT		HD4911AI	HD4911M2AI
			HC4911AI	HC4911/2AI
			HS4911AI	HS4911/2AI
 HC4911AG	Light		HD4911BA	HD4911M2BA
			HC4911BA	HC4911/2BA
			HS4911BA	HS4911/2BA
 HC4911AI	Fan		HD4911BC	HD4911M2BC
			HC4911BC	HC4911/2BC
			HS4911BC	HS4911/2BC
 HC4911BC	Treble clef		HD4911BE	—
			HC4911BE	—
			HS4911BE	—
	+ up and - down		HD4911AD	—
			HC4911AD	—
			HS4911AD	—

Sensors

BUS/KNX



Constantly check for presence and light levels, switching OFF as soon as the natural light level is sufficient.
Switch ON and OFF automatically
Accurate set-up on site with configuration device
Connected directly to BUS/KNX cable (supplied with tap-off connector)
The detector must be programmed using ETS software

Pack	Cat.Nos	Special corridor motion sensor	Pack	Cat.Nos	Special motion sensor for small premises and bathrooms (continued)
1	0 489 19	Ceiling mounted Double passive infrared detection 360°, lateral range 2 x 12 m IP 20 Consumption 0.2 W Recommended fixing height: 2.5 m Optimum distance between two sensors: 20 m Fits directly in suspended ceiling with springs (supplied) or is installed in a 50 mm deep Batibox Cat.No 0 893 58 Surface mounted on ceiling using accessory Cat.No 0 488 75			Axolute 180° passive infrared detection, range 8 m IP 41 For use with: - an Axolute plate - an Axolute support frame White Anthracite Tech
1	0 489 21	Special motion sensor for outdoor car parks and cellars Wall or ceiling mounted - surface mounting Passive infrared detection with 270° adjustable head, range 20 m IP 55 Consumption 0.5 W Recommended fixing height: 2.5 m Can be fixed in a corner with a special accessory Cat.No 0 489 72	1	HD4658KNX	White
			1	HS4658KNX	Anthracite
			1	HC4658KNX	Tech
					Livinglight 180° passive infrared detection, range 8 m IP 41 For use with: - a Livinglight plate - a Livinglight support frame White Anthracite Tech
			1	N4658KNX	White
			1	L4658KNX	Anthracite
			1	NT4658KNX	Tech
					Special presence sensors for work areas Suitable for meeting rooms, classrooms, open areas, etc.
					Ceiling mounted 360° passive infrared and ultrasound detection, range 8 m IP 20 Consumption 0.5 W Optimum distance between two sensors: 6 m Fixes directly in suspended ceiling with springs (supplied) or is installed in a 50 mm deep Batibox Surface mounted on ceiling using accessory Cat.Nos 0 488 75 Connection by KNX red/black connector
1	0 784 93	Mosaic White 180° passive infrared detection, range 8 m IP 41 For use with Mosaic plate and Batibox support frame 2 modules	1	0 489 18	
1	0 675 77	Céliane 180° passive infrared detection, range 8 m IP 41 For use with - cover plate Cat.No 0 682 99 (white) or 0 685 99 (titanium) - ring cover Cat.No 0 680 00 (white) or 0 683 00 (titanium) - a Céliane plate - a Batibox support frame	1	0 489 22	360° passive infrared detection with high density lens range 8 m IP 20 Consumption 0.5 W Optimum distance between two sensors: 6 m Fixes directly in suspended ceiling with springs (supplied) or is installed in a 50 mm deep Batibox Surface mounted on ceiling using accessory Cat.No 0 488 75 Connection by KNX red/black connector
1	5 740 37	Arteor 180° passive infrared detection, range 8 m IP 41 - Céliane Arteor plate - a Batibox support frame	1	0 489 20	Wall mounted - surface mounting 180° passive infrared and ultrasound detection, front range 8 m IP 42 Consumption 0.5 W Recommended fixing height: 2.5 m Optimum distance between two sensors: 10 m Can be fixed in a corner with a special accessory Cat.No 0 489 71
1	5 740 79	○ White ● Magnesium			

Controllers

false ceiling and modular BUS/KNX



0 488 64



0 484 22

Connected with the BUS/KNX cable
Configuration using ETS programming software

Pack	Cat.Nos	False ceiling controllers for dimming
1	0 488 64	Each output can be controlled by a sensor and/or BUS/KNX control unit For DALI protocol 4 outputs 32 ballasts maximum per output
1	0 488 62	For 1-10 V ballast 4 outputs 1000 VA maximum per output Also controls four ON/OFF circuits
Modular controllers for dimming		
1	MARCH 2016 0 026 98	Each output can be controlled by a sensor and/or BUS/KNX control unit For DALI protocol 1 output Individually controls 64 ballasts in a maximum of 16 groups 6 17.5 mm DIN modules
1	0 026 63	8 outputs 16 ballasts maximum per output 4 17.5 mm DIN modules
1	0 026 59	All LV and ELV loads 2 outputs 2 x 400 W/VA maximum per output or 1 x 800 W/VA For use with one or two extensions Cat.No 0 026 60 max. for four or six outputs. 4 17.5 mm DIN modules
1	0 026 60	Controller extension 0 026 59 Adds two additional outputs to controller Cat.No 0 026 59 Maximum of two extensions per controller 4 17.5 mm DIN modules
1	MARCH 2016 0 026 86	For BT and TBT loads only 2 outputs 2 x 500 VA maximum per output 8 17.5 DIN modules
1	MARCH 2016 0 026 87	4 outputs 4 x 500 VA maximum per output 12 17.5 mm DIN modules
1	MARCH 2016 0 026 88	4 1-10 V outputs and 4 x 16 A switching outputs 8 17.5 mm DIN modules

Pack	Cat.Nos	Modular ON/OFF controllers
1	0 026 61	Each output can be controlled by a sensor and/or BUS/KNX control unit 8 A for lighting 4 x 8 A outputs 4 17.5 mm DIN modules
1	0 026 62	8 x 8 A outputs 4 17.5 mm DIN modules
1	0 026 80	16 A for lighting, sockets and electrical equipment 4 x 16 A outputs 4 17.5 mm DIN modules
1	0 026 81	8 x 16 A outputs 8 17.5 mm modules
1	0 026 82	12 x 16 A outputs 12 17.5 mm modules
1	MARCH 2016 0 026 91	Modular controller for roller shutters Each output can be controlled by a sensor and/or BUS/KNX control 4 x 2.1 A outputs 4 17.5 mm modules
1	0 484 18	Room Controller Unit Power modules equipped with output contacts for controlling: - different types of ON/OFF load (lighting, roller shutters, contactors, motors, etc.) - a DALI dimming output for 64 ballasts max. Loads are managed by the controls to which they are linked: either by BUS/KNX controls, or by wired connection input terminals (switches, push-buttons, volt-free contacts). Multiphase connection and consumption measurement.
1	0 484 22	8 inputs - 10 outputs 8 17.5 mm DIN modules 16 inputs - 16 outputs 12 17.5 mm DIN modules

Infrastructure products

BUS/KNX




0 026 55



0 026 93



0 035 16



0 035 12



0 035 43

Connected with the BUS/KNX cable
Configuration using ETS programming software


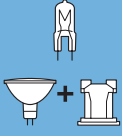


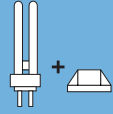

Pack	Cat.Nos	BUS/KNX interface - voltage contact
1	0 026 55	Modular 8 inputs 6 17.5 mm modules Connects powered contacts devices 2 17.5 DIN modules Flush mounting For installation in a flush-mounting box 4 inputs - 4 outputs
1	0 026 93	
1	0 026 92	
1	0 026 50	Scenario module Able to perform up to 8 scenarios and 8 events programs 1 17.5 mm module
1	0 035 16	Line coupler Provides galvanic isolation between lines Necessary in an installation where there are more than 64 KNX participants 2 17.5 mm DIN modules

Pack	Cat.Nos	BUS/KNX - USB interface
1	0 035 47	Connects a PC to the BUS/KNX via the USB port 1 17.5 mm DIN module
1	0 035 12	Modular power supplies Powers one BUS/KNX line Integrated filter to prevent the short-circuit of BUS messages Connection by automatic terminals 4 17.5 mm DIN modules Voltage 120-230 V~ - 29 V== With additional 29 V unfiltered output 320 mA
1	0 026 94	
1	0 035 43	IP communication module BUS/KNX - IP gateway 2 functions: - IP interface: makes the link between the BUS/KNX infrastructure and the IP network for remote configuration using ETS software - Web communication interface for remotely managing via a dedicated Web page Allows operation from off site 4 17.5 mm DIN modules
1	0 026 38	IP/KNX router Can acts as main line or backbone coupler Links different KNX networks to each other via the IP infrastructure 2 17.5 mm DIN modules
1	0 488 79	BUS/KNX connector Black and red Supplied in boxes of 50
1	0 492 91	BUS/KNX cables Length 500 m 0.8 mm dia. quad Isolation 4000 V 1 pair: red/black 2 pairs: red/black and yellow/white
1	0 492 92	

Controllers

BUS/KNX load tables

Load table at 230 V a.c. 50-60Hz



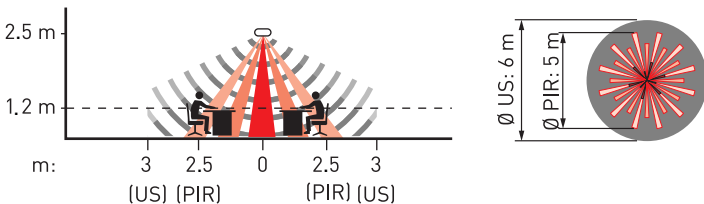


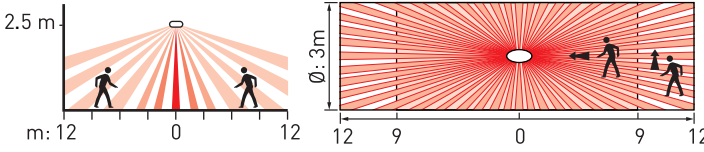


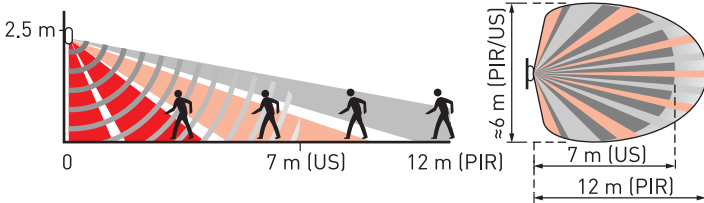


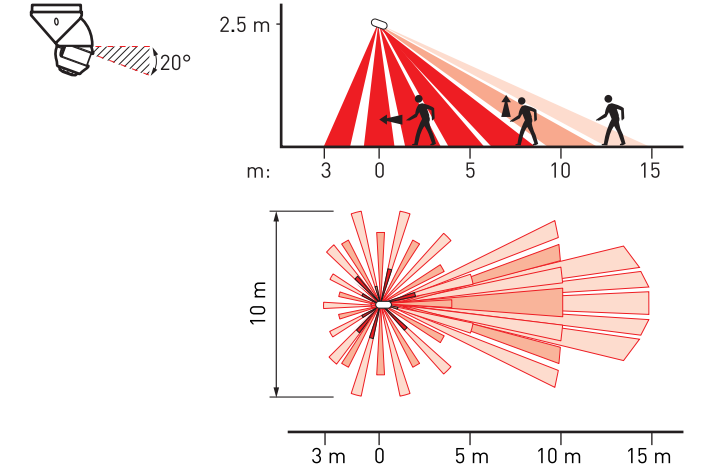


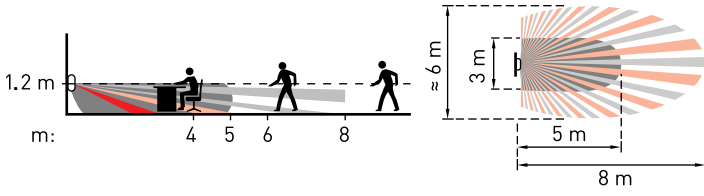


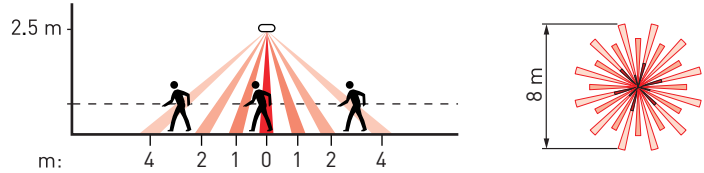
Cat.Nos	Outputs	 Halogen lamp	 ELV halogen lamp with ferromagnetic or electronic transformer	 Fluorescent tube	 LED and compact fluorescent lamp	 Fluorescent lamp with 1-10 V ballast	DALI	 Motors
False ceiling controllers								
0 488 64	4	-	-	-	-	-	4 x 32 ballasts	-
0 488 62	4	4 x 800 W	4 x 800 VA	4 x 1000 VA	4 x 1000 VA	4 x 1000 VA	-	-
Modular controllers								
0 026 98	-	-	-	-	-	-	1 x 64 ballasts	-
0 026 63	8	-	-	-	-	-	8 x 8 ballasts	-
0 026 59	2	2 x 400 W	2 x 80 W	-	2 x 60 VA(*)	-	-	-
0 026 91	-	-	-	-	-	-	-	4 x 6 A
0 026 61	4	4 x 2000 W	4 x 500 VA	4 x 500 VA	4 x 500 VA	-	-	-
0 026 62	8	8 x 2000 W	8 x 500 VA	8 x 500 VA	8 x 500 VA	-	-	-
0 484 18	4	4 x 500 W	4 x 250 VA	4 x [2 x (2 x 36 W)]	4 x 80 VA	-	1 x 64 ballasts	4 x 250 VA
	4	4 x 1000 W	4 x 500 VA	4 x [4 x (2 x 36 W)]	4 x 160 VA			4 x 500 VA
0 484 22	2	2 x 3680 W	2 x 1000 VA	2 x [10 x (2 x 36 W)]	2 x 500 VA	-	1 x 64 ballasts	2 x 500 VA
	4	4 x 500 W	4 x 250 VA	4 x [2 x (2 x 36 W)]	4 x 80 VA			4 x 250 VA
0 026 80	8	8 x 1000 W	8 x 500 VA	8 x [4 x (2 x 36 W)]	8 x 160 VA	-	1 x 64 ballasts	8 x 500 VA
	4	4 x 3680 W	4 x 1000 VA	4 x [10 x (2 x 36 W)]	4 x 500 VA			4 x 500 VA
0 026 81	4	4 x 3680 W	4 x 1000 VA	4 x [10 x (2 x 36 W)]	4 x 500 VA	-	-	4 x 500 VA
0 026 81	8	8 x 3680 W	8 x 1000 VA	8 x [10 x (2 x 36 W)]	8 x 500 VA	-	-	8 x 500 VA
0 026 82	12	12 x 3680 W	12 x 1000 VA	12 x [10 x (2 x 36 W)]	12 x 500 VA	-	-	12 x 500 VA
0 026 86	2	2 x 500 W	2 x 500 W	-	-	-	-	-
0 026 87	4	4 x 500 W	4 x 500 W	-	-	-	-	-
0 026 88	4	4 x 1000 VA	-	4 x 1000 VA	-	4 x 1000 VA	-	-

*: Compatible with dimmable LED and compact fluorescent lamps

- ON/OFF
- Dimming
- Automation

Sensors

BUS/KNX coverage patterns

Cat. Nos	Installation technology type	Range	Detection area	Examples of applications
 0 489 18		6 m (US) 5 m (PIR)		Classroom, meeting room, open plan office
 0 489 19		2 x 12 m		Long corridor
 0 489 20		7 m (US) 12 m (PIR)		Individual office, classroom, meeting room, restrooms etc.
 0 489 21		18 m		High ceiling areas (warehouses, gymnasium) outdoor car park, basement, laboratory
 0 784 93 - 0 675 77 - 5 740 37 5 740 79 - HC4658KNX HD4658KNX - HS4658KNX L4658KNX - N4658KNX NT4658KNX		8 m		Bathroom, stairways
 0 489 22		8 m		Individual office, corridor, stairways, restrooms etc.



BUS/KNX: overall control of the building

Apart from local control, BUS/KNX wiring allows other building applications to be supervised and integrated: emergency lighting, HVAC, fire alarm, etc. It is ideal for meeting energy and operating performance needs and easy maintenance.

2 SOLUTIONS FOR ACTIVE BUILDING MANAGEMENT

> View, control, be warned

Supervision software for Legrand applications: lighting, emergency lighting, metering, fire alarms, etc.



> Interact

The PLC allows Legrand and other applications to interact with one another. Example: changes automatically to the set temperature if there are people present.



0 490 04

For overall building management

Operates with:

- the metering offer: uses RS 485/IP converter Cat.No 0 046 88, or communication modules Cat.Nos 0 146 76/78 linked to measurement control unit Cat.No 0 146 69
- the BUS/KNX lighting offer, with KNX/IP converter Cat.No 0 035 43
- the BUS/SCS lighting offer with zone controller Cat.No 0 026 45
- the emergency lighting offer with addressable unit control interface Cat.No 0 626 00
- the fire alarm offer: using RS 485/IP converter Cat.No 0 046 88

Pack	Cat.Nos	Legrand Supervision software
		Supervision software which displays data, analyses and manages alarms for small commercial sector projects: <ul style="list-style-type: none"> - displays values measured and the status of connected systems - alarm management console - timer programming Is installed permanently on a dedicated PC Integrated assisted mode facilitating execution of the project plus display screens: pre-programming of Legrand solutions (electrical consumption measurement, lighting management, emergency lighting, fire alarms) Expert mode for handling third-party equipment (HVAC) and for customizing display screens
1	0 490 00	Ready to view, up to 125 points
1	0 490 01	Ready to view, up to 250 points
1	0 490 02	Ready to view, up to 500 points
1	0 490 03	Ready to view, up to 1000 points
1	0 490 04	Ready to view, up to 2000 points
1	0 035 44	Building manager <p>PLC designed for the automated control of commercial sector buildings requiring interoperability between the different systems connected or requiring Legrand solutions to be integrated in a BMS:</p> <ul style="list-style-type: none"> - Legrand solutions: lighting management, emergency lighting, power metering, fire alarm - other solutions: HVAC, etc. <ul style="list-style-type: none"> • Provides <ul style="list-style-type: none"> - data collection from the various systems: IP KNX, IP MODBUS, IP BACNET, IP SCS - programming of scripts (with algorithm), alarms and data history - exchange of collected data between systems (example: display on digital screen of power circuit consumption measurements) - HVAC systems included (air conditioning, heating) - sending of email alerts • Is installed in the VDI rack with dedicated patching to the various applications in the system • Can be linked to Supervision software Cat.Nos 0 490 00/01/02/03/04 for an overview of the installation



For configuration in expert mode,
Contact your sales department


Building management

active building management

Active building management with Legrand or other systems



1st example: Active building management using Supervision software Cat.Nos 0 490 00/01/02/03/04 providing displays, analyses and alerts



2nd example: Active building management using building manager decision maker Cat.No 0 035 44 for interaction between connected systems and integration of those systems into a BMS:
 - Legrand solutions: lighting management, emergency lighting, power metering, fire alarm
 - other solutions: HVAC, etc.

Example: Lighting management + emergency lighting + power meter + fire alarm

LIGHTING, SHUTTERS, POWER SOCKETS



IP KNX



IP/KNX gateway
Cat.No 0 035 43

BUS/KNX

Controller

Sensor

Control unit

Controller

Sensor

Control unit

Room Controller Unit



Touchscreen

METERING




IP MODBUS



RS 485/IP
converter
Cat.No 0 046 88

RS 485 BUS



DPX³ circuit
breaker



Measuring unit



Energy meter

EMERGENCY LIGHTING



IP BACNET



Interface for managing
addressable units
Cat.No 0 626 00



SATI addressable
emergency
lighting unit



Self-contained
emergency room
lighting unit



Self-contained
emergency lighting
unit with reinforced
escape lighting



Kickspot
flush-mounting
self-contained
emergency lighting
unit

FIRE ALARM



ACCESS
CONTROL,
CCTV



HEATING,
VENTILATION,
AIR
CONDITIONING
(HVAC)

Catalogue number index

Cat.Nos	Page no.	Pack	Cat.Nos	Page no.	Pack	Cat.Nos	Page no.	Pack	Cat.Nos	Page no.	Pack	Cat.Nos	Page no.	Pack	Cat.Nos	Page no.	Pack	
0 026 00			0 489 20	42	1	0 681 76	33	5	0 685 80	33	5	5 743 49	34	5	5 745 09	34	5	
0 026 38	44	1	21	-	1	77	-	5	81	-	10	94	-	2	10	-	5	
	50	-	1	22	-	1	78	-	5	0 784 00			95	-	2	11	-	5
	55	-	1	0 490 00			80	-	5	0 784 61	35	1	96	-	2	12	-	5
	59	43	1	0 490 00	47	1	88	-	5	89	32	1	97	-	2	13	-	5
	60	-	1	01	-	1	0 682 00			91	-	1	5 744 00			14	-	5
	61	-	1	02	-	1	0 682 02	33	10	93	42	1	5 744 04	32	1	15	-	5
	62	-	1	03	-	1	03	-	10	94	32	1	64	34	5	16	-	5
	63	-	1	04	-	1	04	-	1	95	-	1	65	-	5	17	-	5
	80	-	1	29	35	1	59	-	5	96	-	1	66	-	5	18	-	5
	81	-	1	30	-	1	69	-	5	0 883 00			67	-	5	19	-	5
	82	-	1	31	-	1	80	-	5	0 883 09	35	1	68	-	5	20	-	5
	86	-	1	0 492 00			81	-	10	5 735 00			69	-	5	21	-	5
	87	-	1	0 492 91	44	1	0 683 00			5 735 02	32	1	70	-	5	22	-	5
	88	-	1	92	-	1	0 683 00	33	10	03	-	1	71	-	5	23	-	5
	91	-	1	0 675 00			0 684 00			04	-	1	72	-	5	24	-	5
92	44	1	0 675 70	32	1	0 684 42	33	5	05	-	1	73	-	5	25	-	5	
93	-	1	71	-	1	44	-	5	12	-	1	74	-	5	26	-	5	
94	-	1	71	-	1	48	-	5	13	-	1	75	-	5	27	-	5	
98	43	1	72	-	1	49	-	5	5 740 00			76	-	5	28	-	5	
0 035 00			74	-	1	50	-	5	5 740 37	42	1	77	-	5	29	-	5	
0 035 12	44	1	77	42	1	52	-	5	79	-	1	78	-	5	30	-	5	
16	-	1	79	32	1	55	-	5	5 742 00			79	-	5	31	-	5	
43	-	1	0 484 00			56	-	5	5 742 03	32	1	80	-	5	32	-	5	
44	47	1	0 484 18	43	1	58	-	5	5 743 00			81	-	5	33	-	5	
47	44	1	22	43	1	76	-	5	5 743 46	34	5	82	-	5	34	-	5	
0 484 00			0 680 00			77	-	5	47	-	5	83	-	5	35	-	5	
0 488 00			0 680 00	33	10	78	-	5	5 745 05			84	-	5	36	-	5	
0 488 00			0 681 00			80	-	5	5 745 05	34	5	85	-	5	37	-	5	
0 488 62	43	1	0 681 42	33	5	88	-	5	5 745 05	34	5	86	-	5	38	-	5	
64	-	1	44	-	5	0 685 00			06	-	5	87	-	5	39	-	5	
77	35	1	48	-	5	0 685 02	33	10	07	-	5	88	-	5	40	-	5	
79	44	1	49	-	5	03	-	10	93	-	5	89	-	5	41	-	5	
0 489 00			50	-	5	04	-	1	94	-	5	90	-	5	42	-	5	
0 489 00			52	-	5	59	-	5	95	-	5	91	-	5	43	-	5	
0 489 18	42	1	55	-	5	69	-	5	96	-	5	92	-	5	44	-	5	
19	-	1	56	-	5	0 685 00			5 745 05	34	5	93	-	5	45	-	5	
0 489 00			58	-	5	0 685 02	33	10	5 745 05	34	5	94	-	5	46	-	5	
0 489 00			0 681 00			03	-	10	5 745 05	34	5	95	-	5	47	-	5	
0 489 00			0 681 42	33	5	04	-	1	5 745 05	34	5	5 745 05			48	-	5	
0 489 00			44	-	5	59	-	5	5 745 05			5 745 05			5 745 05			
0 489 00			48	-	5	69	-	5	5 745 05			5 745 05			5 745 05			
0 489 00			49	-	5	0 685 00			5 745 05			5 745 05			5 745 05			
0 489 00			50	-	5	0 685 02	33	10	5 745 05			5 745 05			5 745 05			
0 489 00			52	-	5	03	-	10	5 745 05			5 745 05			5 745 05			
0 489 00			55	-	5	04	-	1	5 745 05			5 745 05			5 745 05			
0 489 00			56	-	5	59	-	5	5 745 05			5 745 05			5 745 05			
0 489 00			58	-	5	69	-	5	5 745 05			5 745 05			5 745 05			
0 489 00			0 681 00			0 685 00			5 745 05			5 745 05			5 745 05			
0 489 00			0 681 42	33	5	0 685 00			5 745 05			5 745 05			5 745 05			
0 489 00			44	-	5	0 685 02	33	10	5 745 05			5 745 05			5 745 05			
0 489 00			48	-	5	03	-	10	5 745 05			5 745 05			5 745 05			
0 489 00			49	-	5	04	-	1	5 745 05			5 745 05			5 745 05			
0 489 00			50	-	5	59	-	5	5 745 05			5 745 05			5 745 05			
0 489 00			52	-	5	69	-	5	5 745 05			5 745 05			5 745 05			
0 489 00			55	-	5	0 685 00			5 745 05			5 745 05			5 745 05			
0 489 00			56	-	5	0 685 02	33	10	5 745 05			5 745 05			5 745 05			
0 489 00			58	-	5	03	-	10	5 745 05			5 745 05			5 745 05			
0 489 00			0 681 00			0 685 00			5 745 05			5 745 05			5 745 05			
0 489 00			0 681 42	33	5	0 685 00			5 745 05			5 745 05			5 745 05			
0 489 00			44	-	5	0 685 02	33	10	5 745 05			5 745 05			5 745 05			
0 489 00			48	-	5	03	-	10	5 745 05			5 745 05			5 745 05			
0 489 00			49	-	5	04	-	1	5 745 05			5 745 05			5 745 05			
0 489 00			50	-	5	59	-	5	5 745 05			5 745 05			5 745 05			
0 489 00			52	-	5	69	-	5	5 745 05			5 745 05			5 745 05			
0 489 00			55	-	5	0 685 00			5 745 05			5 745 05			5 745 05			
0 489 00			56	-	5	0 685 02	33	10	5 745 05			5 745 05			5 745 05			
0 489 00			58	-	5	03	-	10	5 745 05			5 745 05			5 745 05			
0 489 00			0 681 00			0 685 00			5 745 05			5 745 05			5 745 05			
0 489 00			0 681 42	33	5	0 685 00			5 745 05			5 745 05			5 745 05			
0 489 00			44	-	5	0 685 02	33	10	5 745 05			5 745 05			5 745 05			
0 489 00			48	-	5	03	-	10	5 745 05			5 745 05			5 745 05			
0 489 00			49	-	5	04	-	1	5 745 05			5 745 05			5 745 05			
0 489 00			50	-	5	59	-	5	5 745 05			5 745 05			5 745 05			
0 489 00			52	-	5	69	-	5	5 745 05			5 745 05			5 745 05			
0 489 00			55	-	5	0 685 00			5 745 05			5 745 05			5 745 05			
0 489 00			56	-	5	0 685 02	33	10	5 745 05			5 745 05			5 745 05			
0 489 00			58	-	5	03	-	10	5 745 05			5 745 05			5 745 05			
0 489 00			0 681 00			0 685 00			5 745 05			5 745 05			5 745 05			
0 489 00			0 681 42	33	5	0 685 00			5 745 05			5 745 05			5 745 05			
0 489 00			44	-	5	0 685 02	33	10	5 745 05			5 745 05			5 745 05			
0 489 00			48	-	5	03	-	10	5 745 05			5 745 05			5 745 05			
0 489 00			49	-	5	04	-	1	5 745 05			5 745 05			5 745 05			
0 489 00			50	-	5	59	-	5	5 745 05			5 745 05			5 745 05			
0 489 00			52	-	5	69	-	5	5 745 05			5 745 05			5 745 05			
0 489 00			55	-	5	0 685 00			5 745 05			5 745 05			5 745 05			
0 489 00			56	-	5	0 685 02	33	10	5 745 05			5 745 05			5 745 05			
0 489 00			58	-	5	03	-	10	5 745 05			5 745 05			5 745 05			
0 489 00			0 681 00			0 685 00			5 745 05			5 745 05			5 745 05			
0 489 00			0 681 42	33	5	0 685 00			5 745 05			5 745 05			5 745 05			
0 489 00			44	-	5	0 685 02	33	10	5 745 05			5 745 05			5 745 05			
0 489 00			48	-	5	03	-	10	5 745 05			5 745 05			5 745 05			
0 489 00			49	-	5	04	-	1	5 745 05			5 745 05			5 745 05			
0 489 00			50	-	5	59	-	5	5 745 05			5 745 05			5 745 05			
0 489 00			52	-	5	69	-	5	5 745 05			5 745 05			5 745 05			
0 489 00			55	-	5	0 685 00			5 745 05			5 745 05			5 745 05			
0 489 00			56	-	5	0 685 02	33	10	5 745 05			5 745 05			5 745 05			
0 489 00			58	-	5	03	-	10	5 745 05			5 745 05			5 745 05			
0 489 00			0 681 00			0 685 00			5 745 05			5 745 05			5 745 05			
0 489 00			0 681 42	33	5	0 685 00			5 745 05			5 745 05			5 745 05			
0 489 00			44	-	5	0 685 02	33	10	5 745 05			5 745 05			5 745 05			
0 489 00			48	-	5	03	-	10	5 745 05			5 745 05			5 745 05			
0 489 00			49	-	5	04	-	1	5 745 05			5 745 05			5 745 05			
0 489 00			50	-	5	59	-	5	5 745 05			5 745 05			5 745 05			
0 489 00			52	-	5	69	-	5	5 745 05			5 745 05			5 745 05			
0 489 00			55	-	5	0 685 00			5 745 05			5 745 05			5 745 05			
0 489 00			56	-	5	0 685 02	33	10	5 745 05			5 745 05			5 745 05			
0 489 00			58	-	5	03	-	10	5 745 05			5 745 05			5 745 05			
0 489 00			0 681 00			0 685 00			5 745 05			5 745 05			5 745 05			
0 489 00			0 681 42	33	5	0 685 00			5 745 05			5 745 05			5 745 05			
0 489 00			44	-	5	0 685 02	33	10	5 745 05			5 745 05			5 745 05			

Catalogue number index

Axolute and Livinglight

Cat.Nos	Page no.	Pack	Cat.Nos	Page no.	Pack	Cat.Nos	Page no.	Pack	Cat.Nos	Page no.	Pack	Cat.Nos	Page no.	Pack
H4651KNX	36	1	HD4680KNX	36	1	HS4911/2AG	41	1	L4911M2AHN	38	1	N4915KIT	39	1
HC4657M3KNX	36	1	HD4911	40	1	HS4911/2AH	-	1	L4911M2AIN	-	1	N4915LN	37	1
HC4658KNX	42	1	HD4911AD	41	1	HS4911/2AI	-	1	L4911M2N	-	1	N4915M2ADN	-	1
HC4680KNX	36	1	HD4911AF	-	1	HS4911/2BA	-	1	L4911M2TN	39	1	N4915M2AN	-	1
HC4911	40	1	HD4911AG	-	1	HS4911/2BC	-	1	L4911N	38	1	N4915M2BN	-	1
HC4911/2	-	1	HD4911AH	-	1	HS4911AD	-	1	L4911TN	39	1	N4915M2DD	-	1
HC4911/2AF	41	1	HD4911AI	-	1	HS4911AF	-	1	L4915AN	37	1	N4915M2DN	-	1
HC4911/2AG	-	1	HD4911BA	-	1	HS4911AG	-	1	L4915BN	-	1	N4915M2FN	-	1
HC4911/2AH	-	1	HD4911BC	-	1	HS4911AH	-	1	L4915DD	-	1	N4915M2LN	-	1
HC4911/2AI	-	1	HD4911BE	-	1	HS4911AI	-	1	L4915DN	-	1	N4915M2TN	39	1
HC4911/2BA	-	1	HD4911M2	40	1	HS4911BA	-	1	L4915FN	-	1	N4915MR	37	1
HC4911/2BC	-	1	HD4911M2AF	41	1	HS4911BC	-	1	L4915KIT	39	1	N4915SETBL	39	1
HC4911AD	-	1	HD4911M2AG	-	1	HS4911BE	-	1	L4915M2ADN	37	1	N4915TN	-	1
HC4911AF	-	1	HD4911M2AH	-	1	HS4915	40	1	L4915M2AN	-	1			
HC4911AG	-	1	HD4911M2AI	-	1	HS4915/2	-	1	L4915M2BN	-	1	NT4658KNX	42	1
HC4911AH	-	1	HD4911M2BA	-	1	HS4915/2AA	41	1	L4915M2DD	-	1	NT4680KNX	36	1
HC4911AI	-	1	HD4911M2BC	-	1	HS4915/2AB	-	1	L4915M2DN	-	1	NT4911ADN	38	1
HC4911BA	-	1	HD4915	40	1	HS4915/2AC	-	1	L4915M2FN	-	1	NT4911AFN	-	1
HC4911BC	-	1	HD4915AA	41	1	HS4915/2AD	-	1	L4915M2N	-	1	NT4911AGN	-	1
HC4911BE	-	1	HD4915AB	-	1	HS4915/2BA	-	1	L4915M2TN	39	1	NT4911AHN	-	1
HC4915	40	1	HD4915AC	-	1	HS4915/2BB	-	1	L4915MR	37	1	NT4911AIN	-	1
HC4915/2	-	1	HD4915AD	-	1	HS4915/2BC	-	1	L4915N	-	1	NT4911BFN	-	1
HC4915/2AA	41	1	HD4915AE	-	1	HS4915/2BE	-	1	L4915SETBL	39	1	NT4911M2AFN	-	1
HC4915/2AB	-	1	HD4915BA	-	1	HS4915/2BF	-	1	L4915TN	-	1	NT4911M2AGN	-	1
HC4915/2AC	-	1	HD4915BB	-	1	HS4915AA	-	1	LN4651KNX	36	1	NT4911M2AHN	-	1
HC4915/2AD	-	1	HD4915BC	-	1	HS4915AB	-	1				NT4911M2AIN	-	1
HC4915/2BA	-	1	HD4915BD	-	1	HS4915AC	-	1				NT4911M2N	-	1
HC4915/2BB	-	1	HD4915BE	-	1	HS4915AD	-	1	N4658KNX	42	1	NT4911M2TN	39	1
HC4915/2BC	-	1	HD4915BF	-	1	HS4915AE	-	1	N4680KNX	36	1	NT4911N	38	1
HC4915/2BE	-	1	HD4915BL	-	1	HS4915BA	-	1	N4911ADN	38	1	NT4911TN	39	1
HC4915/2BF	-	1	HD4915DD	-	1	HS4915BB	-	1	N4911AFN	-	1	NT4915AN	37	1
HC4915AA	-	1	HD4915M2	40	1	HS4915BC	-	1	N4911AGN	-	1	NT4915BN	-	1
HC4915AB	-	1	HD4915M2AA	41	1	HS4915BC	-	1	N4911AHN	-	1	NT4915DD	-	1
HC4915AC	-	1	HD4915M2AB	-	1	HS4915BE	-	1	N4911AIN	-	1	NT4915DN	-	1
HC4915AD	-	1	HD4915M2AC	-	1	HS4915BF	-	1	N4911BFN	-	1	NT4915FN	-	1
HC4915AE	-	1	HD4915M2AD	-	1	HS4915BL	-	1	N4911M2AFN	-	1	NT4915KIT	39	1
HC4915BA	-	1	HD4915M2BA	-	1	HS4915DD	-	1	N4911M2AGN	-	1	NT4915M2ADN	37	1
HC4915BB	-	1	HD4915M2BB	-	1	HS4915M2BL	-	1	N4911M2AHN	-	1	NT4915M2AN	-	1
HC4915BC	-	1	HD4915M2BC	-	1	HS4915M2DD	-	1	N4911M2AIN	-	1	NT4915M2BN	-	1
HC4915BC	-	1	HD4915M2BE	-	1	HS4915MR	-	1	N4911M2N	-	1	NT4915M2DD	-	1
HC4915BE	-	1	HD4915M2BF	-	1				N4911M2TN	39	1	NT4915M2DN	-	1
HC4915BF	-	1	HD4915M2BL	-	1	L4658KNX	42	1	N4911N	38	1	NT4915M2FN	-	1
HC4915BL	-	1	HD4915M2DD	-	1	L4680KNX	36	1	N4911TN	39	1	NT4915M2N	-	1
HC4915DD	-	1	HD4915MR	-	1	L4911ADN	38	1	N4915AN	37	1	NT4915M2TN	39	1
HC4915M2BL	-	1				L4911AFN	-	1	N4915BN	-	1	NT4915MR	37	1
HC4915M2DD	-	1	HS4657M3KNX	36	1	L4911AGN	-	1	N4915DD	-	1	NT4915N	-	1
HC4915MR	-	1	HS4658KNX	42	1	L4911AHN	-	1	N4915DN	-	1	NT4915SETBL	39	1
HD4657M3KNX	36	1	HS4680KNX	36	1	L4911AIN	-	1	N4915FN	-	1	NT4915TN	-	1
HD4658KNX	42	1	HS4911	40	1	L4911BFN	-	1	N4915KIT	39	1			
			HS4911/2	-	1	L4911M2AFN	-	1	N4915KIT	-	1			
			HS4911/2AF	-	1	L4911M2AGN	-	1						



FOLLOW US

@ website: www.legrand.com

 www.youtube.com/legrand

 www.twitter.com/legrand



Head office
and International Department
87045 Limoges Cedex - France
Tel. + 33 (0) 5 55 06 87 87
Fax + 33 (0) 5 55 06 74 55