

LEGRAND CABLING SYSTEM²


PERFORMANCE

FROM TECHNICAL ROOM
TO WORKSTATION

 **legrand**[®]



LEGRAND CABLING SYSTEM²



Solutions from technical room to workstation

See pages 02 to 13



LCS² copper

See pages 14 to 21



LCS² fibre optic

See pages 22 to 27



LCS² enclosures

See pages 28 to 37



LCS² workstation

See pages 38 to 47




LCS² services

See pages 48 to 51

Catalogue references

See pages 52 to 103





LCS²

from technical room to workstation

LCS²

■ LCS² Cabling system products

Complete systems with a 20-year guarantee.

The new LCS² cat. 6A (up to 500 MHz), cat. 6 (up to 250 MHz) and cat. 5e (up to 100 MHz) systems have been designed as coherent entities to optimise their performance.

The systems are suitable for optical fibre cables as well as copper cables.

See pages 14 to 47

■ Legrand Synergies

The new LCS² systems integrate perfectly in the various other Legrand solutions: DLP trunking system, cabling accessories, cable management, etc.

See pages 40 to 41

Towards network convergence.

The IP convergence products (IP telephony, IP remote monitoring, IP access control) can also be a part of the LCS² systems.



LCS²
APPLICATION
EXAMPLE

OFFICE



Area distribution box



RJ 45 socket



Access control



Patch panel





LCS²
APPLICATION
EXAMPLE
**MALL
CENTER**



Switch Mosaic



Cablofil



Cabling unit



Fibre optic socket





LCS²
APPLICATION
EXAMPLE

CAMPUS



AVS socket



DLP trunking system



Wi-Fi access point



RJ 45 with controlled access





LCS²
APPLICATION
EXAMPLE


HOTEL



RJ 45 sockets 45°



Retractable RJ 45 socket



Patch cord



19" wall-mounting cabinet



System guaranteed performance of the Legrand systems

Measurements of LCS² components and links, validated by independent laboratories 3 P Third Party Testing and ETL, have highlighted its triple performance.

Performance of the transmission in cat. 6A, performance of the installation, performance of the maintenance.

1 Performance of the transmission in cat. 6A

For long distance, 10 Giga guarantees only slight signal loss for 100 m. For short distance, 10 Giga guarantees a good echo resistance for 15 m.

2 Performance of the installation





The values measured widely exceed the requirements of the ISO 11801 standard, Edition 2, amendment 2, thus providing a safety margin to conform to the most rigorous constraints of the installation.

3 Performance of maintenance

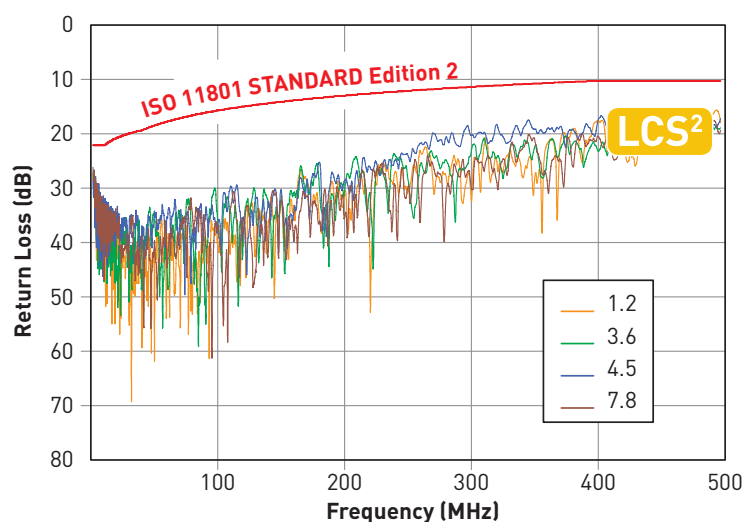
Being committed to deliver a durable LCS² system, Legrand gives a 20-year guarantee on its performance.



Note: all LCS² products are RoHS compliance.





Category 6A		Network protocol supported	COMPONENT MEASUREMENT		LINK MEASUREMENT (CHANNEL)	
			STP		Class EA / cat. 6A	
			500 MHz	250 MHz	500 MHz	250 MHz
			10 Giga	1 Giga	10 Giga	1 Giga
	Attenuation (dB)	LCS ²	0.13	0.06	35.4	24.1
	Loss of signal	ISO 11801 Standard, Edition 2, Amendment 2 ⁽²⁾	0.45 min.	0.32 max.	42.1 max.	28.9 max.
		TIA/EIA-568-C.2	0.45 max.	0.32 max.	49.3 max.	33.9 max.
	Return Loss (dB)	LCS ²	17.05	26.59	16.4	22.1
	Echo resistance	ISO 11801 Standard, Edition 2, Amendment 2 ⁽²⁾	14 min.	20 min.	8 min.	10 min.
		TIA/EIA-568-C.2	14 min.	20 min.	6 min.	8 min.
	Next (dB) Resistance to interference between pairs ⁽¹⁾	LCS ²	37.46	56.93	38.1	54
		ISO 11801 Standard, Edition 2, Amendment 2 ⁽²⁾	37 min.	46 min.	29.2 min.	35.3 min.
		TIA/EIA-568-C.2	34 min.	46 min.	26.1 min.	33.1 min.
	ACR-N (dB) (Alien Crosstalk Ratio) Actual power supplied	LCS ²	37.33	56.87	2.7	29.9

[1] Measurements taken on the 3-6 and 4-5 pairs [2] Values taken from the draft of the ISO 11801 standard Edition 2 amendment 2





Measurement of the Return Loss on a class E_A link

On each pair, the performances of LCS² are significantly higher than the values required by the ISO 11801 Standard, Edition 2, amendment 2.

Category 6		Network protocol supported	COMPONENT MEASUREMENT			LINK MEASUREMENT (CHANNEL)
			STP	FTP	UTP	Class E / cat. 6
			250 MHz	250 MHz	250 MHz	250 MHz
			1 Giga	1 Giga	1 Giga	1 Giga
	Attenuation (dB)	LCS ²	0.09	0.09	0.09	25.7
	Loss of signal	ISO 11801 Standard, Edition 2, Amendment 2 ⁽²⁾	0.32 max.	0.32 max.	0.32 max.	30.7 max.
	TIA/EIA-568-C.2	0.32 max.	0.32 max.	0.32 max.	35.9 max.	
	Return Loss (dB)	LCS ²	29.8	29.8	29.8	38.8
	Echo resistance	ISO 11801 Standard, Edition 2, Amendment 2 ⁽²⁾	16 min.	16 min.	16 min.	10 min.
	TIA/EIA-568-C.2	16 min.	16 min.	16 min.	8 min.	
	Next (dB) Resistance to interference between pairs ⁽¹⁾	LCS ²	51.3	51.3	51.3	53.9
		ISO 11801 Standard, Edition 2, Amendment 2 ⁽²⁾	46 min.	46 min.	46 min.	35.3 min.
	TIA/EIA-568-C.2	46 min.	46 min.	46 min.	33.1 min.	
	ACR-N (dB) (Alien Crosstalk Ratio) Actual power supplied	LCS ²	51.21	51.21	51.21	28.2

(1) Measurements taken on the 3-6 and 4-5 pairs (2) Values taken from the draft of the ISO 11801 standard Edition 2 amendment 2





LCS² COPPER

A complete system up to 10 Gbits/s




Connectors
See page 16 to 17



Patch panels
See page 18 to 19



Patch cords and cables
See page 20 to 21




New LCS² connector

Performance of the installation


The new LCS² RJ 45 connector is the core element contributing to the performance of the LCS² system.

You can obtain a perfect connection within a few seconds guaranteeing an optimum performance of the link from the patch panel to the RJ 45 socket (see page 12).




Insert the cable in the rear part

Visibility of the marking as per the EIA/TIA code.
Takes all cables currently available on the market: U/UTP, F/UTP and SF/UTP.




Separate and insert the strands

Intuitively maintain 13 mm, no need to measure.



Add the upper part of the connector

The tamperproof insert gives ease of movement.



Turn to guarantee the connection

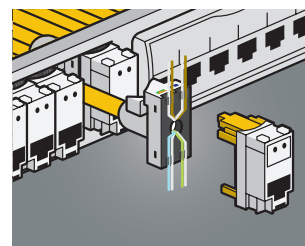
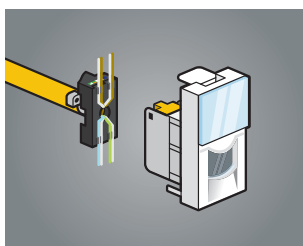
Simply turn to flatten the strands simultaneously. Cut them, and the connector is ready!

Performance all categories

Thanks to the connectors
LCS² cat. 6A shielded 360° 500 MHz – 10 Gbits/s.
LCS² cat. 6 shielded 360° 250 MHz – 1 Gbits/s.
LCS² cat. 6 shielded and unshielded 250 MHz – 1 Gbits/s.
LCS² cat. 5e shielded and unshielded.

2 ergonomic options

- Workstation.
- Patch panels.





LCS² Patch panels

Performance of maintenance

The design of the new LCS² patch panels optimises the mounting and maintenance.

Maintaining the cables with cable guides, blocks of 6 RJ 45 connectors, clipping and unclipping each connector from the front panel.

LCS² COPPER



Better fixing by clamp

Cable maintained in its cable guide.



Room for maintenance

Simple unclipping of LCS² connectors.



Panels provided with quick-fixing system

Universal mounting any rack or cabinets.

The new LCS² panels can also be fitted with:



Telephone block



FC type video broadcast block



LC fibre optic cassette

Legrand cables and cords

coherence and performance

To ensure total coherence of its LCS² cat. 6A, cat. 6 and cat. 5e systems,

Legrand offers a range of 4 twisted pair cables
in the four types: U/UTP, F/UTP, S/FTP, SF/UTP.


■ High-quality manufacturing

Manufactured to high quality standards, with thicker insulation to reduce the effects of crosstalk, and reduction of the twist pitch of the pairs: the quality of Legrand cables is suitable for the LCS² category 6A, category 6 and category 5e systems, ensuring high performance from the patch panel right through to the RJ 45 socket. What's more, Legrand offers its cables in 2 versions with sheaths suitable for different environments: LSZH and PVC. The 3P laboratory has certified all the Legrand cables to be compliant with the ISO IS 11 801, EN 50173-1 standards and TIA/EIA-568-C.2.


[See catalogue pages](#)



Legrand cat. 6A F/UTP cable.




Legrand cat. 6 F/UTP cable.



Legrand cat. 6 SF/UTP cable.

	SHEATH	MARKING	STORAGE/TRANSPORT TEMPERATURE	OPERATING TEMPERATURE
CAT. 7 S/FTP CABLE 100 OHMS	LSZH in accordance with NFC 32062 with flame retardant effect in accordance with IEC 60332-1 & NFC 32070 2.1 Ø 7.5 mm - Colour yellow RAL 1018	LEGRAND 32777 4 pair 23 AWG S/FTP 100 ohms LSZH CAT. 7 900 MHz - VERIFIED TO ISO 11801 IEC 60332-1 EN 50173 - TIA/EIA 568B - VPN/NVP% Batch no. + length in metres	0 to +50 °C	-20 to +60 °C
CAT. 6A F/UTP CABLE 100 OHMS	LSZH in accordance with NFC 32062 with flame retardant effect in accordance with IEC 60332-1 & NFC 32070 2.1 Ø 7.8 mm - Colour yellow RAL 1018	LEGRAND 32778 4 pair 24 AWG F/UTP 100 ohms LSZH CAT. 6A 500 MHz - VERIFIED TO ISO 11801 IEC 60332-1 EN 50173 - TIA/EIA 568B - VPN/NVP% Batch no. + length in metres	0 to +50 °C	-20 to +60 °C
CAT. 6 U/UTP CABLE 100 OHMS	PVC or LSZH in accordance with NFC 32062 with flame retardant effect in accordance with IEC 60332-1 & NFC 32070 2.1 Ø 6.4 mm - Colour blue RAL 5015	LEGRAND (4 pair or 2x4 pair) 24 AWG UTP 100 ohms 250 Mhz (PVC or LSZH) CAT. 6 250 MHz - EC VERIFIED TO ISO 11801 IEC 60332-1 EN 50173-1 TIA/EIA 568A Batch no. + length in metres	0 to +50 °C	-20 to +60 °C
CAT. 6 F/UTP CABLE 100 OHMS	PVC or LSZH in accordance with NFC 32062 with flame retardant effect in accordance with IEC 60332-1 & NFC 32070 2.1 Synthetic water repellent tape Ø 7 mm - Colour blue RAL 5015	LEGRAND (4 pair or 2x4 pair) 24 AWG FTP 100 ohms 250 Mhz (PVC or LSZH) CAT. 6 250 MHz - EC VERIFIED TO ISO 11801 IEC 60332-1 EN 50173-1 TIA/EIA 568A Batch no. + length in metres	0 to +50 °C	-20 to +60 °C
CAT. 6 SF/UTP CABLE 100 OHMS	PVC or LSZH in accordance with NFC 32062 with flame retardant effect in accordance with IEC 60332-1 & NFC 32070 2.1 Synthetic water repellent tape Ø 7.7 mm - Colour blue RAL 5015	LEGRAND 4 pair 24 AWG SFTP 100 ohms 250 Mhz (PVC or LSZH) CAT. 6 250 MHz - EC VERIFIED TO ISO 11801 IEC 60332-1 EN 50173-1 TIA/EIA 568A Batch no. + length in metres	0 to +50 °C	-20 to +60 °C
CAT. 5e U/UTP CABLE 100 OHMS	PVC or LSZH in accordance with NFC 32062 with flame retardant effect in accordance with IEC 60332-1 & NFC 32070 2.1 Ø 5.2 mm - Colour light grey RAL 7035	LEGRAND CAT.NO (4 pair or 2x4 pair) 24 AWG UTP 100 ohms (PVC or LSZH) CAT. 5e EC VERIFIED TO ISO 11801 IEC 60332-1 EN 50173-1 TIA/EIA 568A Batch no. + length in metres	-15 to +70 °C	+5 to +40 °C
CAT. 5e F/UTP CABLE 100 OHMS	PVC or LSZH in accordance with NFC 32062 with flame retardant effect in accordance with IEC 60332-1 & NFC 32070 2.1 Ø 5.5 mm - Colour light grey RAL 7035	LEGRAND CAT.NO (4 pair or 2x4 pair) CAT. 5e EC VERIFIED TO ISO 11801 IEC 60332-1 EN 50173-1 TIA/EIA 568A Batch no. + length in metres	-15 to +70 °C	+5 to +40 °C



Ensure high-quality continuity: perfect plug connection and transmission performance... Available in several colours.

■ Individually tested cords

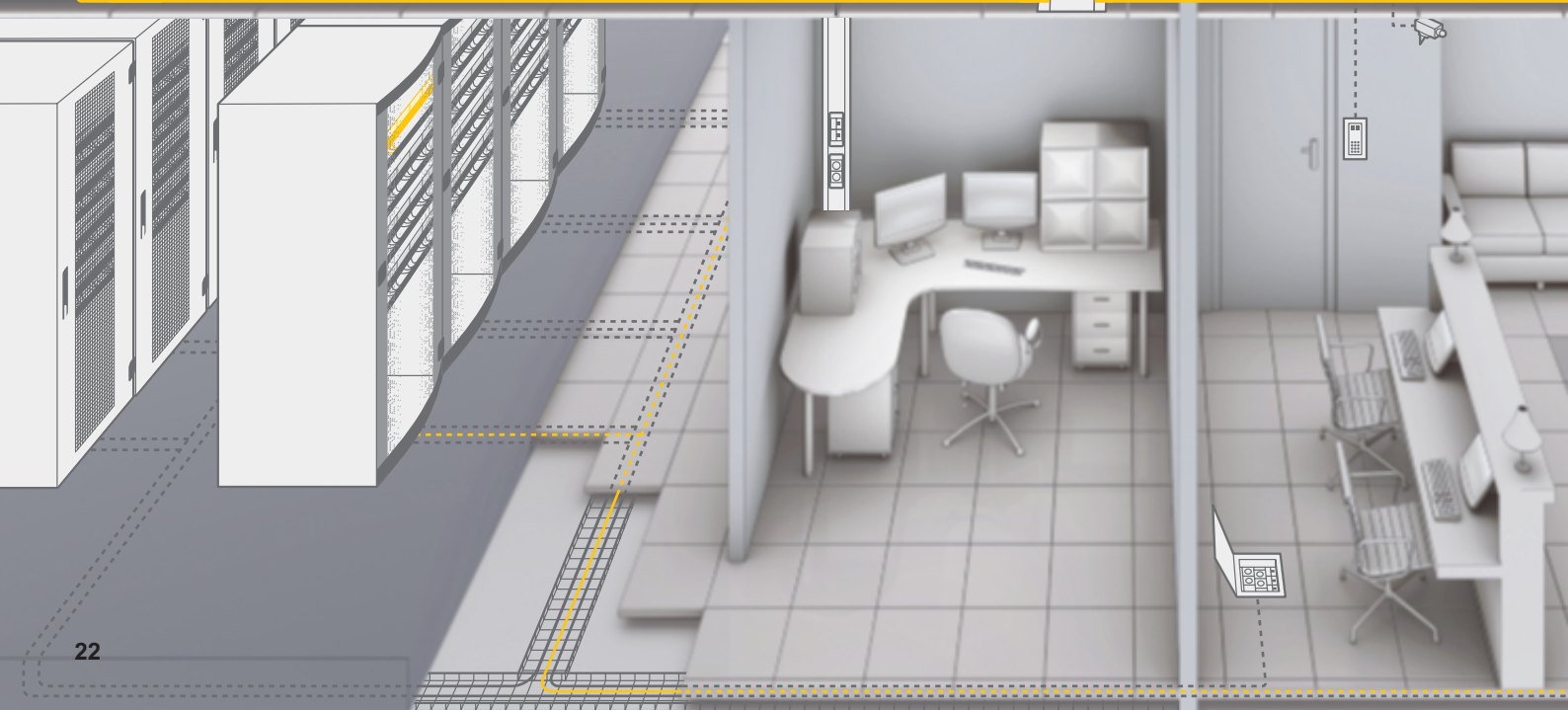

Legrand patch cords ensure high-quality continuity in a cabling system like other components. Legrand therefore takes the same care with the quality of its complete range of RJ 45 cords, which are certified by the 3P laboratory as compliant with the standards. [See catalogue pages](#)

■ Tests on all parameters

Legrand cords are individually tested, both for continuity and transmission performance. All the parameters are measured: CR, ACR, NEXT, Return loss, Attenuation, etc. Cords which do not meet the criteria are rejected. These tests guarantee transmission performance from one end of the system to the other, with both class D and class E.

■ Universal cords

Available in cat. 6A, cat. 6 and cat. 5e versions and in the three cabling types (U/UTP, F/UTP and SF/UTP). Legrand cords are available in different lengths, thus offering considerable flexibility of use.





LCS² FIBRE OPTIC


A simple and reliable option



Fibre optic drawers
See page 24 to 25



Connecting fibres
See page 26 to 27



LCS² Fibre optic drawer

Complete accessibility and ease in coiling

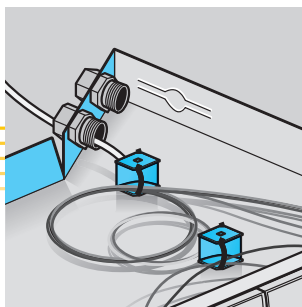
The new LCS² Fibre optic drawer gives a better comfort in installation and maintenance.

Reinforcements facilitating the opening and closing, end stop inclined at 30° for complete accessibility, coiling the fibres ensured by the in-built coiling accessories...



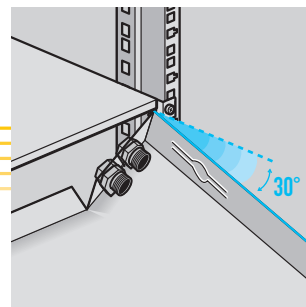
19" Fibre optic drawer

Up to 4 fibre optic blocks can be fitted. Equipped with grip handles. Height: Modular 1U.



Easier cable management.

Integrated coiling accessories. Rear in the form of a tail to facilitate connection of incoming cables.



Total accessibility

End stop, inclined at 30°.

Can take all fibre optic connector blocks



LC connector block.



SC connector block.




ST connector block.

Connecting fibres


Legrand simplicity and performance

Legrand solutions, including the rapid crimping connection process and pre-fitted fibre optic links on demand


have made a significant contribution to placing fibre optics within the reach of installers, particularly for links within buildings or between buildings, over distances of less than two kilometres.



Split the fibre



Cleave the fibre



Inspect the fibre



Insert the fibre

■ Connection takes just 3 minutes with Legrand rapid connectors

The average time for making this connection is less than 3 minutes with rapid connectors Cat.Nos 331 06 to 331 13 incorporating a factory pre-polished fibre. After the operations to prepare the fibre, there is no longer any need to glue or polish, or to check the quality of the connection under a microscope!

No oven, no drying. The factory pre-polished connectors and the crimping tool ensure that the operation is simple and results in a high-quality connection.

Tip

Consider leaving some fibres in reserve for future development of the installation. If you require 2 or 4 fibres now, install cables with 6 or 8, or if you require 6 to 8 fibres now, install cables with 10 to 12.



Align the fibre



Crimp the fibre

Pre-fitted fibre optic

Pre-fitted fibre optic links on demand: save time and cut risk to a minimum.

Order your own individual solution: pre-fitted and factory tested, it will save you time on site while ensuring a high level of link reliability. This minimises the risk of malfunction during the installation, thereby simplifying the acceptance test.

■ What is delivered?



Each link is supplied with a test report. Length stands from connector to connector, in metres. Links up to 50 m are conditioned in boxes (reel optional) and those over 50 m are supplied by reel. Connectors are protected by a sheath. Pulling ring included. Multimode 62.5/125 µm cable complies with OM1 category, 50/125 µm with OM2 or OM3 category and single mode with OS1 category.



■ How to order

1. Once your preparatory installation work is done, determine the required length of cable.
2. Indicate the required type of fibre:
 - indoor, indoor/outdoor or outdoor
 - multimode 62.5/125 µm or 50/125 µm or single mode 9/125 µm
 - number of cores (4, 6, 12, 24 for indoor applications, outdoor applications and indoor/outdoor applications)
3. Specify the type of connector: ST, SC or LC.
4. State your preferred form of delivery: box or reel.

For further
information
Please contact us!





LCS² ENCLOSURES AND CABINETS


Easy installation
and efficient
maintenance



Enclosures
See page 30 to 33



Server enclosures
See page 34 to 35



**Wall-mounting
cabinets**
See page 36 to 37



19" LCS² enclosures

Optimised management of cables and cords

The design of the new LCS² enclosures facilitates managing the cables and cords.

Easy association of a unit dedicated for cords, cable entry at the top made easy, new feedthrough panels for perfect organisation of patching...



1

Enclosures

Can be fully dismantled in case of difficulty in accessing.
Base allows easier cable entry and provides natural ventilation.



5

Maintains the bending radius

Feedthrough panels equipped with rings to guide the cords.



2

Optimised management of cords and cables


Cable guide rack in the cabling unit and on the sides of the enclosure.



3

Linking interface


Protects and maintains the bending radius between the enclosure and cable duct.



4

Easier cable entry

At the rear of the cabling unit or in the enclosure (extendable 19" entry plates with brushes).



19" LCS² enclosures simplified assembly

The new LCS² enclosures can be very easily assembled and dismantled.

A considerable time-saving on the sites, complete accessibility thanks to the removable side and rear panels and a structure that can be entirely dismantled.



1

Easy marking


Dual marking of uprights
Example: 7 U from the top,
36 U from the base.



2

Total accessibility

A structure that can be
completely dismantled.

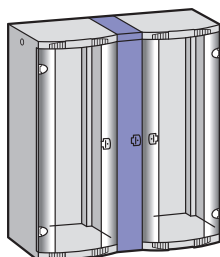


3

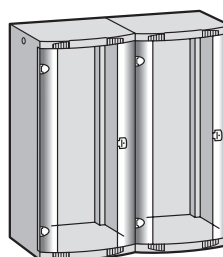
Equipotential bonding clamp

The side and rear
panels have an automatic
equipotential bonding.


Combinations that answer various needs



Two 600-mm-wide enclosures
with a cabling unit.



Two 800-mm-wide enclosures
side by side.



LCS² 19" Server enclosures Complete accessibility

The new LCS² server enclosures are designed for complete accessibility.

Complete accessibility not only via the doors and panels, but also thanks to the high pre-cuts and low opening.




Doors and panels with keyless lock system

- front door with handle
- perforated front and rear doors - 70% honeycomb.



Cable entry

- 19" High pre-cuts
- Low opening.



Cable ducting

- Support with screwless tray fixing - Cablofil.




19" LCS² cabinets

Easy access, high-quality finish

The new LCS² wall-mounting cabinets can be fitted anywhere where maintaining aesthetic quality is very important.



The removable side panels and flexible cable entries (in the fixed cabinets option) facilitate access for quick installation and easy maintenance.



Flexible cable entries
In DLP trunking system format.

Total accessibility

Also available with pivoting body to enable easy access to the rear. Removable side panels on all LCS² cabinets.

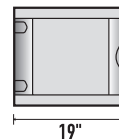




High-quality finish
Curved door, screen-printed glass.

Also available in 10" version



Compact:
LCS² cabinet for small businesses.







LCS² WORKSTATION

The network at your hand



Zone distribution boxes

See pages 40 to 41



Installation supports

See pages 42 to 43




RJ 45 Sockets

See pages 44 to 45



Wi-Fi

See pages 46 to 47



Zone distribution boxes of LCS² consolidate and redistribute with complete ease

With the new LCS² zone distribution boxes connected to the Mosaic or Arteor feedthrough sockets, the result is complete flexibility.

The connections close to the workstation are centralised, copper and fibre optic are in a single box, etc. and the LCS² performances are guaranteed.



2 blocks of 6 connectors can be fitted to connect up to 12 RJ 45 sockets
Distribution close to the installation supports (see next page).

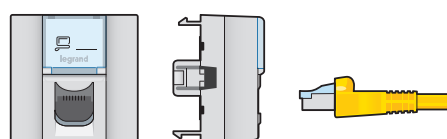


Fibre optic/RJ 45 union
Copper and fibre are placed side by side in the same box.

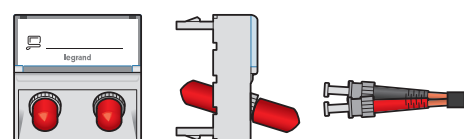


Coil rack
For fibre optic.

LCS² Mosaic or Arteor feedthrough sockets:
Quick and reliable connection, installation on all supports



RJ 45 socket with copper feedthrough for RJ 45 - RJ 45 cord.



2 x ST fibre optic feedthrough socket for optical patch cord.



Installation support cable management systems

Network within reach.


On the wall with trunking, on the ceiling with columns, on the ground with floor boxes and desktop multi-outlet extensions or nearby with blocks and mini-columns. They are suitable for all work space configurations.



Mini-columns



Columns



Cablofil



Snap-on trunking



Floor boxes



Desktop multi-outlet
extensions



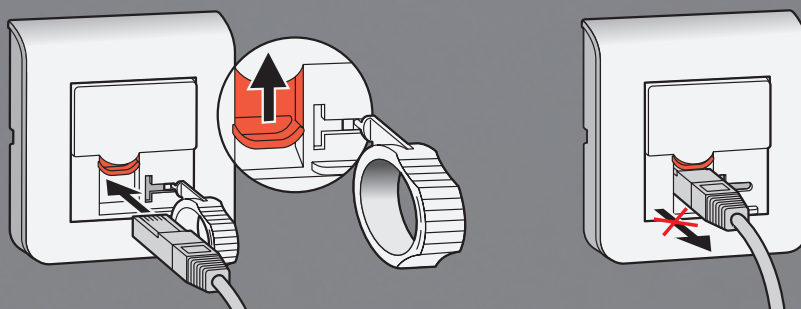
Meeting room modules



Office modules

End-to-end solutions:

Legrand cable management systems allow distribution of VDI cables and power cables from the point of entry to the workstation.



Mosaic RJ 45 socket
with controlled access

Organisation and safety with the new Mosaic sockets

In the technical room, in a false ceiling or in the floor boxes and desktop multi-outlet extensions, it is necessary to identify the special networks at a single glance.

Video surveillance, access control, adjusting the air conditioning, sensitive devices, etc. The Mosaic LCS² sockets have a coloured cover, consistent with high-current sockets.



Identify the protected supply networks
to ensure the protection of sensitive applications (for example: medical equipment).




Identify and restrict access to the uninterrupted power supply networks
to ensure continuous power supply to computer equipment.




Structure the special supply networks to isolate the specific equipment in the building.



Structure and protect the networks by insulating the sensitive applications.



Identify the sensitive information networks and control their access using a cover that can be unlocked using a key.



Structure the remote-supply networks (PoE injector) to use telephone, video applications on IP, etc.

RJ 45 Sockets with high standards of Legrand accessories



Mosaic
White or aluminium



Céliane
Pleasing to the eyes



Arteor
Flow of energies



Wi-Fi that can be installed just like RJ 45 sockets

Wi-Fi access points can be fitted anywhere where unrestricted access to the computer network is required.


They can be fitted just like the RJ 45 sockets and on any supports. The stability of performance and the durability of products are guaranteed (see page 12).

Wi-Fi access points: essential mobility...

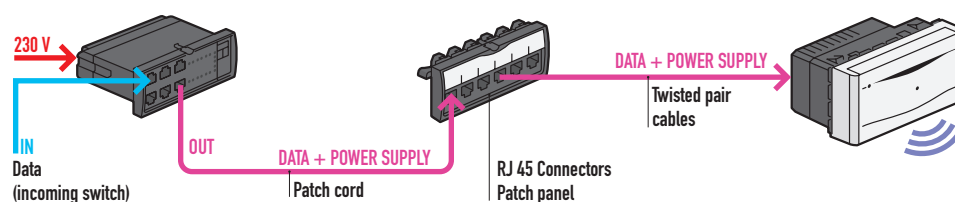
- In an environment where multiple Wi-Fi networks operate together, to optimise the available speed everywhere in the building (in compliance with 802.11 a + b/g and 802. 11 n standards).
- In reception areas and passages, to provide network access anywhere in the building (in compliance with the 802.11 b/g and 802. 11 n standards).
- In shared work areas, to connect a computer permanently and provide a wireless connection to temporary users (in compliance with the 802.11 a + b/g and 802. 11 n standards).

The Wi-Fi access points can be mounted on any support:

Columns, mini-columns, snap-on trunking, floor boxes, etc., mural or on Cablofil.



LCS² PoE injector:
Power supply to
Wi-Fi access
points from the
patch panels

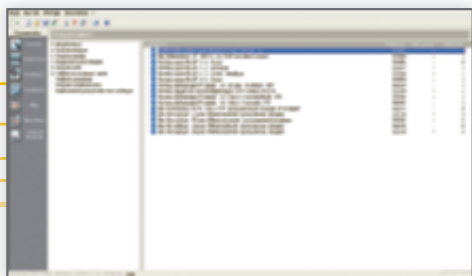




New LCS Pro² software

Your LCS² enclosure in a few clicks

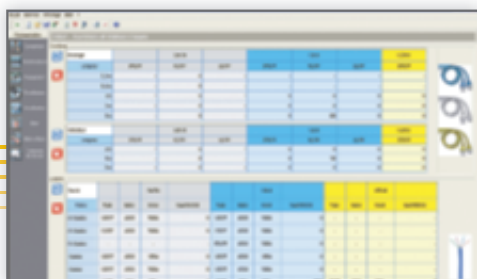
With the new LCS Pro² software, you can now very easily and quickly select your products, view your enclosure, etc. and complete your study with the Chantier Chrono software which integrates all installation supports.



Automatic determination
of catalogue numbers by selecting
the features and options.



Visual display of the installation
of the enclosure, modifications possible.



Easy management of studies
Technical records, purchase
orders, document printing.

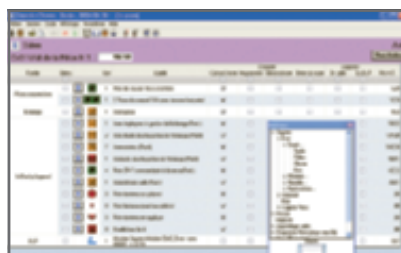
For more information

Check the LCS Pro²
and Chantier Chrono software
downloadable from
www.legrand.country



**www.
legrand.??
= change
country**

In addition to LCS Pro²



The Chantier Chrono software shows a wide range of
installation supports.

Structured cabling classes: A top-level training at Innoval

Being in close contact with engineers at the cutting edge of technological advances, Legrand trainers offer you practical classes in workshops.

These are experienced people who understand your business and speak your language. We offer you very useful and practical classes.



Comprehensive classes

- Copper installation: essential for commercial sites
- Optical fibre: use and testing of an installation
- Copper: use and testing of an installation.



Classes to understand different methods

of using an optical backbone and of connecting and testing the optical links, as per the standards in force.



Classes to convert the telephone and computer network needs of your clients into complete and upgradeable solutions, and cabling them as per the standards in force.

Assurance of performance



■ Two guarantees to ensure the durability of your installations

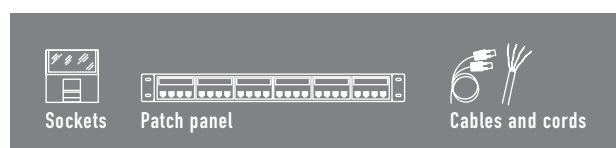
The 20-year performance guarantee:

Legrand offers the installer the guarantee of continuity of performance levels of an LCS² cat. 6A, LCS² cat. 6 or LCS² cat. 5e system on link or channel over time.

The 20-year components guarantee: Legrand offers the installer the possibility of extending the usual guarantee from 2 years to 20 years on all products used in link or channel.

- The components guarantee of the LCS² cat. 6A, LCS² cat. 6 or LCS² cat. 5e systems: Legrand offers an extended guarantee on the components of the LCS² cat. 6A, LCS² cat. 6 or LCS² cat. 5e systems. 20 years for the components of channel or link, i.e. patch panels, RJ 45 sockets, cables and cords.

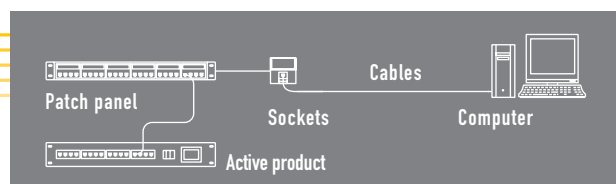
The contractual 2 years guarantee on these products is thus extended to 20 years.



- The channel performance guarantee:

A channel is defined by the standards as being an assembly consisting of the following components:

patch cord, patch panel, cable, RJ 45 socket, user cord. During acceptance testing, the performance of the channel is measured over a maximum length of 100 m. It must remain constant over time.



The performance of an installation must stand the test of time.

This is why Legrand guarantees the performance and the components of its LCS² cat. 6A, cat. 6 and cat. 5e systems over the entire channel or link for 20 years.

■ Conditions of the 20-year Performance Guarantee

As with any guarantee contract, certain conditions must be met in order to qualify for the Legrand 20-year Performance Guarantee. These conditions are naturally within the capabilities of any company specialised in the installation of structured cabling systems.

The main conditions are given below (extracts from the 20-year Performance Guarantee issued by Legrand). The installer has stored the components in storage conditions suitable for their type.

The installation has been built in strict compliance with good practice and abiding by all the conditions listed below.

All the components used in the cabling system must be Legrand LCS² cat. 6A, LCS² cat. 6 or LCS² cat. 5e Cabling Systems components.

All the patch cords used must be original Legrand products.

The max. length of a cord must be 5 m.

The installation must be built in accordance with the recommendations defined in installation standards EN 50174, EN 55022 and UTE C 15-900 in force at the time of issue of the guarantee.

Prior to the signature of the guarantee contract, Legrand will check that the installation acceptance test data comply with the values specified in the standard.

The installer must submit the following 4 documents to Legrand:

- The installation acceptance test for the link or the channel
- The "14 key points of a high performance installation" form, ticked and signed as agreement on its part of having complied with the 14 points
- A full list of the products installed
- An installation diagram of the patch cabinets and the RJ 45 sockets.

Any subsequent modifications or extensions must comply with the conditions listed above.

selection chart for equipment and enclosures

configure your LCS² system

SELECT RJ 45 SOCKETS AND WI-FI MOSAIC ACCESS POINTS

				LCS ² cat. 6A	LCS ² cat. 6	LCS ² cat. 5e
	1 module	STP	White	765 73	765 63	-
		UTP	White	-	765 61	765 51
	2 modules	STP	White	765 76	765 66	-
		UTP	White	-	765 64	765 54
	2 modules with 45° incline	UTP	White	-	765 03	765 01
	With controlled access	STP	White	765 99	765 96	-
		UTP	White	-	765 94	765 97
	Sockets at 90°	STP	White	-	765 93	-
		UTP	White	-	765 91	-
	Antimicrobial	STP	White	-	765 83	-
		UTP	White	-	765 81	-
	2 x RJ 45 sockets	UTP	White	-	765 44	765 41
	Green shutter	STP	White	765 24	-	-
		FTP	White	-	765 22	-
	Orange shutter	STP	White	765 25	-	-
		FTP	White	-	765 23	-
	Copper feedthroughs	UTP	White	-	786 22	786 20
	Doubler sockets	Ethernet/Ethernet	UTP	765 38	765 38	765 38
		Telephone/Ethernet	UTP	765 36	765 36	765 36
		Telephone/telephone		765 35	765 35	765 35
	Manageable Wi-Fi access points	With RJ 45 socket, dual-band and dual-radio		779 14	779 14	779 14
		Dual-band and dual-radio		779 13	779 13	779 13

SELECT LCS² PANELS AND CONNECTOR UNITS

	Patch panels 1U Fitted with 24 connectors	STP	335 73	335 63	-
		UTP	-	335 61	335 51
	Units of 6 x RJ 45 connectors	STP	335 76	335 66	-
		UTP	-	335 64	335 54
	Blanking plate		335 91	335 91	335 91
	Patch panel 1 u To be fitted with 4 units		335 90	335 90	335 90

SELECT ADDITIONAL LCS² PANELS AND UNITS

			LCS ²
	Telephone panels 1 U Fitted with 4 x 12 port extensions	3-6/4-5 contacts (digital)	335 31
		4-5/7-8 contacts (analogue)	335 30
	Telephone extensions Fitted with 12 ports	3-6/4-5 contacts (digital)	335 33
		4-5/7-8 contacts (analogue)	335 32
	Doubler units	Ethernet/Ethernet UTP	335 38
		Telephone/Ethernet UTP	335 36
		Telephone/telephone	335 35
	Video streaming unit	6 x "F" connectors	335 34
	Switch units	7 x RJ 45 ports	335 02
		6 x RJ 45 ports + 1 LC type optic port	335 05
	Power over Ethernet (PoE) injector	4 ports	335 01

selection chart for equipment and enclosures

configure your LCS² system (continued)

SELECT FIBRE OPTIC EQUIPMENT

			Monomode	Multimode
	LC units	For 6 fibres	335 13	335 18
		High density - For 12 fibres	-	335 19
	SC units	For 6 fibres	335 12	335 17
	ST unit	For 6 fibres	-	335 16
	Copper/fibre optic converters	10/100 base T to 10/100 base SX	-	335 06
		1000 base T to 1000 base SX/LX	-	335 07
	Switch units	6 x RJ 45 ports + 1 LC type optic port	335 05	335 05
	Fibre optic enclosures 1 U - For 4 fibre optic units		335 10	335 10
	Fibre optic cassettes for patch panel		335 11	335 11

SELECT 19" LCS² FEEDTHROUGH PANELS

	Metal, 2 axes, quick-fixing	1 U	465 22
		2 U	465 23
	Plastic with brushes, direct clipping	1 U	465 28
		2 U	465 29
	Metal with brushes, quick-fixing	1 U	465 30
		2 U	465 31

SELECT 19" LCS²

	Socket units 2P+E 2 U	9 sockets	465 50
		6 sockets	465 54
		6 sockets	332 88
		6 sockets	332 37
		Double-pole circuit-breaker	332 87
		6 sockets	465 60
		For safeguarded circuit	465 62
		9 sockets Schuko	332 78
		6 sockets Schuko	775 41
	Unit with surge suppressor 2 U	6 sockets	332 79
		Switch with indicator	465 45
	Modular unit 2 U	Replacement module	332 79
		Takes 16 Mosaic modules	465 45
	DIN rail kit IP 2X - 2 U	For Lexic modular devices	465 45

SELECT PATCH CORDS AND RJ 45 USERS

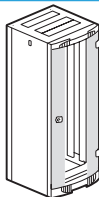
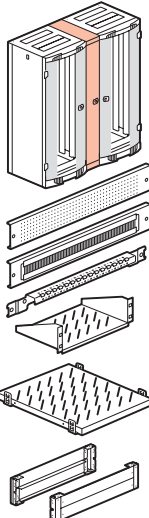
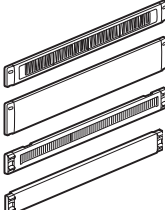
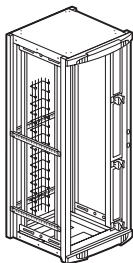
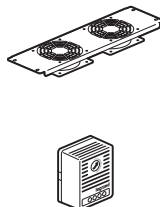
	SF/UTP	Impedance 100 Ohms	1 m	517 80	517 52	-
			2 m	517 81	517 53	-
			3 m	517 82	517 54	-
			5 m	517 83	517 55	-
			0.3 m	-	-	516 91
	F/UTP	Impedance 100 Ohms	0.6 m	-	-	517 17
			1 m	-	517 62	516 40
			2 m	-	517 63	516 41
			3 m	-	517 64	516 42
			5 m	-	517 65	516 43
			1 m	-	517 72	-
			2 m	-	517 73	-
			3 m	-	517 74	-
	U/UTP	Impedance 100 Ohms	5 m	-	517 75	-

SELECT COPPER CABLES (305 OR 500 M REELS)

	S/FTP	4 pairs	500 m	327 77	-	-
	SF/UTP	4 pairs	500 m	-	327 57	-
		2 x 4 pairs	500 m	-	328 59	-
	F/UTP	4 pairs	305 m	-	328 56	327 52
			500 m	327 78	327 56	328 50
		2 x 4 pairs	500 m	-	327 76	327 74
	U/UTP	4 pairs	305 m	-	327 54	327 50
			500 m	-	328 61	328 53
		2 x 4 pairs	500 m	-	328 63	328 55

selection chart for equipment and enclosures

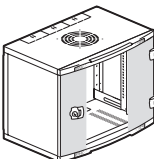






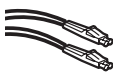

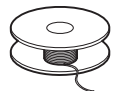



configure your LCS² system (continued)

SELECT 19" LCS² ENCLOSURES			Depth 600 mm	Depth 800 mm	Depth 1000 mm
	24 U	Width 600 mm	463 00	-	-
	29 U	Width 600 mm	463 06	-	-
	33 U	Width 600 mm	463 12	-	-
	42 U	Width 600 mm	463 18	463 19	-
		Width 800 mm	463 21	463 22	463 23
47 U	Width 800 mm	-	463 28	463 29	
SELECT 19" LCS² EXTENSION ENCLOSURES			Depth 600 mm	Depth 800 mm	
42 U	Width 600 mm		463 30	-	
	Width 800 mm		-	463 33	
SELECT 19" LCS² SERVER ENCLOSURES			Depth 1000 mm		
42 U	Width 600 mm		463 85		
	Width 800 mm		463 86		
SELECT EQUIPMENT FOR 19" LCS² ENCLOSURES			For enclosure depth 600 mm	For enclosure depth 800 mm	For enclosure depth 1000 mm
	42 U cabling units		463 34	463 35	-
	Base for cabling unit, trap height 100 mm		464 64 ⁽¹⁾	464 64 ⁽¹⁾	-
	Joining kits		463 37	463 38	463 39
	Sets of 2 solid side traps for enclosure base		464 54 ⁽²⁾	464 56 ⁽²⁾	464 58 ⁽²⁾
	Ventilated traps, 1 trap height 100 mm		464 60	464 61	-
	Traps with brushes, 1 panel height 100 mm		464 62	464 63	-
	Stay plates		476 93	476 94	476 95
	Linking interface		464 66	-	-
	Fixed shelves Projecting mounting on 2 x 19" uprights	Depth 115 mm	465 00	465 00	465 00
		Depth 200 mm	465 01	465 01	465 01
		Depth 360 mm	465 02	465 02	465 02
	Fixed shelves. Quick mounting on 4 x 19" uprights (excludes server enclosures)		465 05	465 06	465 07
	Fixed shelf. Screw fixed on 4 x 19" uprights		-	-	465 17
	Telescopic shelves. Quick mounting on 4 x 19" uprights (excludes server enclosures)		465 08	465 09	465 10
	Telescopic shelf. Screw fixed on 4 x 19" uprights		-	-	465 18
	Set of 2 fixed runners		465 11	465 12	465 13
	Enclosure base kits	For width 600 mm	Height 100 mm		Height 200 mm
		For width 800 mm	464 50	464 52	
			464 51	464 53	
SELECT 19" LCS² CABLE ENTRIES FOR TOP AND BOTTOM AND BLANKING PLATES			For enclosures		
	Plastic cable entries with brushes, direct clipping	1 U	465 28		
		2 U	465 29		
	Solid plastic blanking plates, direct clipping	1 U	465 32		
		2 U	465 33		
	Metal cable entries with brushes, quick-fixing	1 U	465 30		
		2 U	465 31		
	Solid metal blanking plates, quick-fixing	1 U	465 38		
		2 U	465 39		
		3 U	465 40		
SELECT CABLING MANAGEMENT EQUIPMENT					
	Sets of 3 cable management supports	For enclosure width/depth 600 mm	464 72		
		For enclosure width/depth 800 mm	464 73		
		For enclosure depth 1000 mm	464 74		
	Flat cable guides	For enclosure 33 U	464 76		
		For enclosure 42 U	464 77		
	U-shaped cable guides	Width 200 mm	464 69		
		Width 400 mm	464 70		
	Cord management grille	For enclosure 42 U, width 800 mm	331 35		
Vertical feedthrough	For enclosure 42 U, width 800 mm	464 80			
Patch extension	For enclosure 42 U, width 800 mm	464 81			
SELECT THERMAL MANAGEMENT EQUIPMENT AND ACCESSORIES					
	19" plates 3U with 230 V fans	2 fans	464 87		
		3 fans	464 88		
	Ventilation enclosures	For enclosure depth 600/800 mm	464 89		
		For enclosure depth 800/1000 mm	464 90		
	Thermostat	Adjustable range 5 to 60 °C	348 48		
		Set of 4 casters	464 83		
	Accessories	Set of 4 casters for server enclosure	464 82		
		230 V Lighting kit	464 85		
		Level adjustment kit	464 84		
		Floor fixing kit	464 86		

(1) Double the number of traps for a height of 200 mm
(2) Order 2 sets for a base height of 200 mm [Cat.Nos 464 52/53]

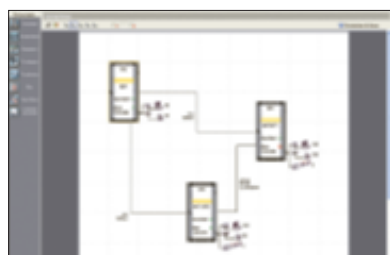
selection chart for equipment and enclosures

configure your LCS² system (continued)


SELECT 19" LCS² CABINETS AND EQUIPMENT			FIXED		PIVOTING
			Depth 400 mm	Depth 580 mm	Depth 600 mm
	6 U	Height 350 mm	462 00	-	-
	9 U	Height 500 mm	462 01	462 06	462 11
	12 U	Height 600 mm	462 02	462 07	462 12
	16 U	Height 800 mm	462 03	462 08	462 13
	21 U	Height 1000 mm	-	462 09	462 14
	Fixed shelves	Depth 115 mm	465 00	465 00	465 00
		Depth 200 mm	465 01	465 01	465 01
		Depth 360 mm	-	465 02	465 02
	Equipment	Cable entry plate with brush	-	-	462 55
		230 V~ fan	462 60	462 60	462 60
		Thermostat	348 48	348 48	348 48
		Set of 4 casters	-	-	462 64
SELECT FIBRE OPTIC PATCH CORDS			OS 1 (UPC) monomode 9/125 µm	OM 3 multimode 50/125 µm	OM 2 multimode 50/125 µm
	ST/ST duplex cords	1 m	-	-	330 80
		2 m	-	-	330 81
		3 m	-	-	330 82
	SC/SC duplex cords	1 m	326 00	326 09	330 69
		2 m	326 01	326 10	330 70
		3 m	326 02	326 11	330 71
	SC/LC duplex cords	1 m	326 03	326 12	330 75
		2 m	326 04	326 13	330 63
		3 m	326 05	326 14	330 76
	ST/SC duplex cords	2 m	-	-	330 72
		3 m	-	-	330 73
	LC/LC duplex cords	1 m	326 06	326 15	
		2 m	326 07	326 16	330 61
		3 m	326 08	326 17	
	LC/ST duplex cord	2 m	-	-	330 65
SELECT OPTIC CABLES (2000 M REELS)					
	Internal/external, anti-rodent	6 fibres	325 12	325 10	325 08
		12 fibres	-	325 11	325 09
	External, anti-rodent reinforced steel	6 fibres	325 13	-	-
LCS² zone distribution boxes			LCS² cat. 6	LCS² cat. 5e	
	Zone distribution boxes Fitted with 12 x RJ 45 connectors	STP	335 46	-	
		FTP	335 45	-	
		UTP	335 44	-	
	Units of 6 x RJ 45 connectors	STP	335 66	-	
		FTP	335 65	335 55	
		UTP	335 64	335 54	
	Fibre optic accessory		335 20	335 20	
	Zone distribution box To be fitted with 4 units		335 40	335 40	

Your LCS² enclosure in a few clicks

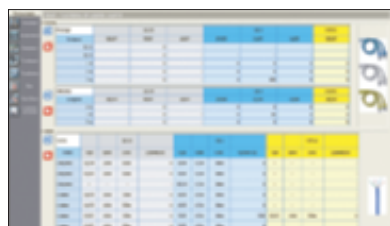
Select your products and visualise your enclosure simply and quickly with the new LCS Pro² software...
and complete your study with Chantier Chrono software which integrates trunking, columns, floor and feeder boxes



LCS Pro² allows you to **automatically find** Cat.Nos by selecting characteristics options



LCS Pro² lets you **visualise the enclosure installation** and amend it if required



LCS Pro² allows you to **easily manage your studies**: technical summaries, purchase orders, document printing

In addition to LCS Pro², Chantier Chrono extends the selection to trunking, columns, floor and feeder boxes



Legrand cabling system LCS² category 6A

patch panels, blocks of connectors

NEW



335 73



335 90



335 76




Connector cat. 6A shielded STP

Pack	Cat.Nos	
1	335 73	Patch panel cat. 6A 24 x RJ 45 connectors Panel supplied with quick-fixing All enclosures or cabinets general assembly Panel ensures automatic grounding of each connector Fitted with rear cable guide to hold cables during maintenance Fitted with 4 units of 6 LCS ² RJ 45 connectors cat. 6A with fast connection thanks to integrated crimping, with wiring schemes T 568 A and T 568 B Supplied with numbered colour labels Conform to standards ISO/IEC 11801 Ed. 2.0, draft amendment 2, EN 50173-2 and EIA/TIA 568 B2.10 19" panel - 1 U STP - Metal shielding 360°
1	335 90	Modular panel Panel supplied with quick-fixing All enclosures or cabinets general assembly Panel ensures automatic grounding of each connector Fitted with rear cable guide to hold cables during maintenance Modular empty panel for up to 4 units Take the following equipment: - units of 6 x LCS ² RJ 45 connectors - telephone inlet units - fibre optic units - PoE injector units - video streaming units - switch units - telephone/Ethernet doubler units - copper/fibre optic converter units - blanking plates 19" panel - 1 U
2 10	335 76 335 91	Units of 6 x RJ 45 connectors cat. 6A Fitted with 6 x LCS ² RJ 45 connectors cat. 6A with fast connection thanks to integrated crimping, with wiring schemes T 568 A and T 568 B Supplied with colour labels Conform to standards ISO/IEC 11801 Ed. 2.0, draft amendment z, EN 50173-2 and EIA/TIA 568 B2.10 STP unit - metal shielding 360° Blanking plate for 19" panel - Black

Legrand cabling system LCS² category 6A cables


NEW



327 77

Pack	Cat.Nos	Cables for local networks cat. 6A
		Cables 4 pairs or 2 x 4 twisted pairs 100 ohms LSZH sleeve: halogen-free Yellow RAL 1018 Colour code EIA/TIA Conform to standards ISO/IEC 11801 Ed. 2.0, EN 50173-1 and EIA/TIA 568 B2.10 Performance 500 MHz
	LSZH	
500 ⁽¹⁾	327 78	F/UTP - 4 pairs Performance 500 MHz Length 500 m Supplied on reel. Weight 25 kg
500 ⁽¹⁾	328 78	F/UTP - 2x4 pairs Performance 500 MHz Length 500 m Supplied on reel. Weight 65 kg
500 ⁽¹⁾	327 77	S/FTP - 4 pairs Performance 600 MHz Length 500 m Supplied on reel. Weight 30 kg

Legrand cabling system LCS² category 6A cords



517 82

Pack	Cat.Nos	RJ 45 patch cords and user cords cat. 6A
		RJ 45 - RJ 45 right Conform to standards ISO/IEC 11801 Ed. 2.0, EN 50173-1 and EIA/TIA 568 B2.10
	PVC	S/FTP shielded impedance 100 Ω
5	517 80	Length 1 m
5	517 81	Length 2 m
5	517 82	Length 3 m
5	517 83	Length 5 m
	LSZH	
5	518 70	Length 1 m
5	518 71	Length 2 m
5	518 72	Length 3 m
5	518 73	Length 5 m
5	518 66	Length 1 m
5	518 67	Length 2 m
5	518 68	Length 3 m
5	518 69	Length 5 m

(1) in metre(s)



Accessory connection equipment

Complete flexibility with the new LCS² zone boxes: centralisation of connections close to the work station, coexistence of copper and fibre optics



> Flexible installation with lines in reserve to meet future requirements quickly



- > Reliable and fast connection to the LCS² zone box with sockets with copper and fibre optic feedthrough and RJ 45/RJ 45 cords
- > Guaranteed performance across the whole LCS² system

Legrand cabling system LCS² category 6A zone distribution boxes

NEW



335 40

Pack	Cat.Nos	Zone distribution boxes
1	335 40	<p>For distribution of low current in a zone fitted with 1 to 12 RJ 45 sockets</p> <p>Centralise connections to guarantee flexibility and adaptability of the installation</p> <p>Installed on false ceiling or false floor</p> <p>Connect to the patch panel or the floor cabinet</p> <p>Connection to workstation for RJ 45 cords</p> <p>Can take switch Cat.No 335 02 or PoE injector Cat.No 335 01 or 6 connector unit Cat.No 335 76</p> <p>Conform to standards UTE C 15-900, NF C 15-100, NF C 20-730, EN 50-174.2, CEI 60950, ISO/IEC 11801 Ed. 2.0, EN 50173-2 and EIA/TIA 568</p> <p>Colour code EIA/TIA 568 A and B</p> <p>Cords and cables: ISO 11801 id.2.0, EN 50173-1, EIA/TIA 568</p> <p>Technical characteristics:</p> <ul style="list-style-type: none"> - polycarbonate PC hood - polypropylene PP base - RAL 7035 - holds connector units in place on the box: 100 N - cables anchored on support using Colring cable ties <p>Self-assembly zone distribution box</p> <p>Used for mounting LCS² RJ 45 connector blocks cat. 6A (p. 56), cat. 6 (p. 60) and cat. 5e (p. 66), of fibre optic accessories or blanking plates</p>

NEW

Legrand cabling system LCS² category 6A RJ 45 sockets



765 73



765 76



794 76



765 24



765 25



765 99



673 46 + enjoliveur Titane 685 51

Sockets with LCS² connector with fast connection thanks to integrated crimping
Take AWG 22 single-core cables up to AWG 26 and AWG multicore cables
Contacts marked with dual colour code and wiring schemes T 568 A and T 568 B
Conforms to standards ISO/IEC 11801 Ed. 2.0, draft amendment 2, EN 50173-1 and EIA/TIA 568 B2.10

Pack	Cat.Nos	Mosaic RJ 45 sockets cat. 6A
		360° metal shielding
10	765 73	STP - 1 module
10	794 73	○ White
		● Aluminium
10	765 76	STP - 2 modules
10	794 76	○ White
		● Aluminium
10	765 24	○ White with green shutter
10	765 25	○ White with orange shutter
5	765 99	STP with controlled access - 2 modules Supplied with 2 keys for 5 sockets
		○ White with red shutter

Pack	Cat.Nos	Arteor RJ 45 socket cat. 6A
		360° metal shielding
10	5723 06	STP - 1 module
10	5728 06	○ White
10	5723 52	● Magnesium
10	5728 52	○ White with green shutter
10	5723 51	● Magnesium with green shutter
10	5728 51	○ White with orange shutter
10	5728 51	● Magnesium with orange shutter
5	5723 50	STP with controlled access - 2 modules Supplied with 2 keys for 5 sockets
5	5728 50	○ White with red shutter
		● Magnesium with red shutter

10	673 46	Celiane RJ 45 socket, cat. 6A STP plug - 360° metal shielding To create a 1-gang socket, combine mechanism Cat.No 673 46 and a cover plate Cat.No 682 51 (white) or Cat.No 685 51 (titanium) To create a 2-gang socket, combine 2 mechanisms Cat.Nos 673 46 and a cover plate Cat.No 682 52 (white) or Cat.No 685 52 (titanium)
----	--------	--

10	331 54	Keystone RJ 45 socket cat. 6A STP socket - metal shielding 360° with fast connection thanks to integrated crimping
----	--------	--



Mosaic Program audio/video sockets


see p. 80

Legrand cabling system LCS² category 6

patch panels, blocks of connectors



335 62



335 90



335 65



Connecteur cat. 6
STP blindé


Pack	Cat.Nos	Patch panels cat. 6 24 x RJ 45 connectors
		<p>Panels supplied with quick-fixing</p> <p>All enclosures or cabinets general assembly</p> <p>Panels ensure automatic grounding of each connector</p> <p>Fitted with rear cable guide to hold cables during maintenance</p> <p>Fitted with 4 units of 6 LCS² RJ 45 connectors cat. 6 with fast connection thanks to integrated crimping, with colour code and wiring schemes T 568 A and T 568 B</p> <p>Supplied with numbered colour labels</p> <p>Conform to standards ISO/IEC 11801 Ed. 2.0, draft amendment 2, EN 50173-2 and EIA/TIA 568 B2.10</p> <p>19" panel - 1 U</p>
1	335 61	UTP panel - 8 contacts
1	335 62	FTP panel - 9 contacts
1	335 63	STP panel - metal shielding 360°
		UTP through panel
		24 x RJ 45 connectors
1	335 89	UTP through panel

Pack	Cat.Nos	Modular panels
		<p>Panels supplied with quick-fixing</p> <p>General all-purpose assembly of all enclosures or cabinets</p> <p>Panels ensure automatic earthing of each connector</p> <p>Fitted with rear cable guide to hold cables during maintenance Empty panels to be fitted with 4 units</p> <p>Take the following equipment:</p> <ul style="list-style-type: none"> - 6 LCS² RJ 45 connector units - telephone inlet units - fibre optic units - PoE injector units - video streaming units - switch units - telephone/Ethernet doubler units - copper/fibre optic converter units - blanking plates <p>19" panel - 1 U</p>
1	335 90	
1	xxx xx	19" angled panel - 1 U

		Units of 6 x RJ 45 connectors cat. 6
		<p>Fitted with 6 x LCS² RJ 45 connectors cat. 6 with fast connection thanks to integrated crimping, with colour code and wiring schemes T 568 A and T 568 B</p> <p>Supplied with colour labels</p> <p>Conform to standards ISO/IEC 11801 Ed. 2.0, EN 50173-1 and EIA/TIA 568</p>
2	335 64	UTP unit - 8 contacts
2	335 65	FTP unit - 9 contacts
2	335 66	STP unit - metal shielding 360°
10	335 91	Blanking plate for 19" panel - Black


NEW

Legrand cabling system LCS² category 6 cables



327 54

Legrand cabling system LCS² category 6 cords



517 62

Pack	Cat.Nos	Cables for local networks cat. 6
		Cables 4 pairs or 2 x 4 twisted pairs 100 ohms Blue RAL 5015 Colour code EIA/TIA Conform to standards ISO/IEC 11801 Ed. 2.0, EN 50173-1 and EIA/TIA 568 B2.10
		U/UTP - 4 pairs
305 ⁽¹⁾	327 54	Length 305 m Supplied in cardboard box. Weight 16 kg
500 ⁽¹⁾	328 61	Length 500 m Supplied on reel. Weight 18 kg
1000 ⁽¹⁾	328 71	Length 1000 m Supplied on reel
305 ⁽¹⁾	327 55	Length 305 m Supplied in cardboard box. Weight 13 kg
500 ⁽¹⁾	328 62	Length 500 m Supplied on reel. Weight 19 kg
1000 ⁽¹⁾	328 72	Length 1000 m Supplied on reel
		U/UTP - 2 x 4 pairs
500 ⁽¹⁾	328 63	Length 500 m Supplied in cardboard box. Weight 38 kg
		F/UTP - 4 pairs
305 ⁽¹⁾	328 56	Length 305 m Supplied on reel. Weight 17 kg
500 ⁽¹⁾	327 56	Length 500 m Supplied on reel. Weight 25 kg
		F/UTP - 4 pairs
305 ⁽¹⁾	328 57	Length 305 m Supplied in cardboard box. Weight 17 kg
500 ⁽¹⁾	327 58	Length 500 m Supplied on reel. Weight 25 kg
		F/UTP - 2 x 4 pairs
50 ⁽¹⁾	327 76	Length 500 m Supplied on reel. Weight 48 kg
500 ⁽¹⁾	328 58	Length 500 m Supplied on reel. Weight 45 kg
		SF/UTP - 4 pairs
500 ⁽¹⁾	327 57	Length 500 m Supplied on reel. Weight 29 kg
500 ⁽¹⁾	327 59	Length 500 m Supplied on reel. Weight 30 kg
		SF/UTP - 2 x 4 pairs
500 ⁽¹⁾	328 59	Length 500 m Supplied on reel. Weight 52 kg

Pack	Cat.Nos	RJ 45 patch cords and user cords cat. 6
		RJ 45 - RJ 45 right U/UTP unscreened impedance 100 Ω
		PVC
1	517 72	Length 1 m
1	517 73	Length 2 m
1	517 74	Length 3 m
1	517 75	Length 5 m
		LSZH
1	518 62	Length 1 m
1	518 63	Length 2 m
1	518 64	Length 3 m
1	518 65	Length 5 m
		PVC
1	517 62	Length 1 m
1	517 63	Length 2 m
1	517 64	Length 3 m
5	517 65	Length 5 m
		LSZH
1	518 54	Length 1 m
1	518 55	Length 2 m
1	518 56	Length 3 m
1	518 57	Length 5 m
		PVC
		SF/UTP shielded impedance 100 Ω
5	517 52	Length 1 m
5	517 53	Length 2 m
5	517 54	Length 3 m
5	517 55	Length 5 m

(1) in metre(s)

Legrand cabling system LCS² category 6 zone distribution boxes



335 46



335 40



335 40 fitted with SC fibre optic unit, accessory
Cat.No 335 20 and a 6 x RJ 45 connector unit

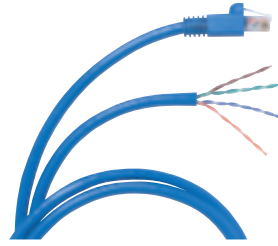


335 20 accessory
fibre optics

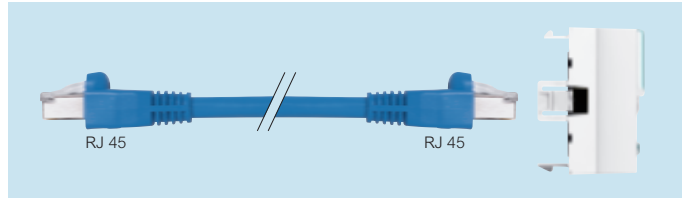
Pack	Cat.Nos	Zone distribution boxes
		<p>For distribution of low current in a zone fitted with 1 to 12 RJ 45 sockets Centralise connections to guarantee flexibility and adaptability of the installation Installed on false ceiling or false floor Connect to the patch panel or the floor cabinet Connection to an RJ 45 socket with stripped cord or to a Mosaic RJ 45 socket with copper feedthrough with an RJ 45/RJ 45 cord IP 21 - IK 07 Conform to standards UTE C 15-900, NF C 15-100, NF C 20-730, EN 50-174.2, CEI 60950, ISO/IEC 11801 Ed. 2.0, EN 50173-2 and EIA/TIA 568 Colour code EIA/TIA 568 A and B Cords and cables: ISO 11801 id.2.0, EN 50173-1, EIA/TIA 568 Technical characteristics: - polycarbonate PC hood - polypropylene PP base - RAL 7035 - holds connector units in place on the box: 100 N - Cables anchored on support using Colring cable ties</p>
		<p>Zone distribution boxes cat. 6 Fitted with 2 x 6 LCS² connector blocks RJ 45 cat. 6 and RJ 45 blanking plates Supplied with Colring cable ties</p>
1	335 44	UTP
1	335 45	FTP
1	335 46	STP
1	335 40	<p>Self-assembly zone distribution box Used for mounting LCS² RJ 45 connector blocks cat. 6 (p. 60)</p>

NEW

Legrand cabling system LCS² category 6 cords specifically for zone distribution boxes



517 57



Connection principle

Pack	Cat.Nos	Cords cat. 6 - RJ 45/stripped AWG 24
		<p>RJ 45 - straight stripped Clip on and off in the zone distribution boxes and connection via LCS² connector of an RJ 45 socket by the stripped side Cords prepared in factory, "ready for wiring". Conform to standards ISO/IEC 11801 Ed. 2.0, EN 50173-1 and EIA/TIA 568 Blue RAL 5015</p>
		<p>U/UTP unscreened impedance 100 Ω Length 8 m Length 15 m Length 20 m</p>
4	517 57	
4	517 58	
4	517 59	
		<p>F/UTP screened impedance 100 Ω Length 8 m Length 15 m Length 20 m</p>
4	517 96	
1	517 97	
4	517 98	
		<p>Cords cat. 6 - RJ 45/RJ 45 For direct connection via RJ 45 male plug to the zone distribution box and to the RJ 45 socket with copper feedthrough to ensure: - safe connection - speed and reliability of connection Blue RAL 5015</p>
		<p>U/UTP unscreened impedance 100 Ω Length 8 m Length 15 m Length 20 m</p>
4	515 10	
4	515 11	
4	515 12	
		<p>F/UTP screened impedance 100 Ω Length 8 m Length 15 m Length 20 m</p>
4	515 13	
4	515 14	
4	515 15	

NEW

Legrand cabling system LCS² category 6 feedthrough sockets

Legrand cabling system LCS² category 6 110 Cross Connect System blocks and patch cords cat. 6




786 22

Pack	Cat.Nos	Sockets with copper feedthrough cat. 6
		Easy connection at the rear through simply attaching a male plug Ensures network access for the RJ 45 socket Used to create links cat. 6 According to standards ISO 11801 Ed.2, EN 50173-1 and EIA/TIA 568 within the framework of operation with zone distribution boxes Multidirectional cord entry Installation possible in all supports with min. 40 mm depth 2 modules
10	Mosaic 786 22	Cat. 6 UTP Mosaic <ul style="list-style-type: none"> ○ White ● Aluminium
10	786 26	
10	786 23	Cat. 6 FTP Mosaic <ul style="list-style-type: none"> ○ White ● Aluminium
10	786 27	
10	Arteor 5723 31	Cat. 6 UTP Arteor <ul style="list-style-type: none"> ○ White ● Magnesium
10	5728 31	
10	5723 33	Cat. 6 FTP Arteor <ul style="list-style-type: none"> ○ White ● Magnesium
10	5728 33	




6339 29



6339 70



6339 72



6339 73

Pack	Cat.Nos	Block kits
		<ul style="list-style-type: none"> • block connection • 110C connecting blocks • includes base wiring block • label holders for designation
		With legs
1	6339 24	48-pair in 50-pair footprint
1	6339 25	96-pair in 100-pair footprint
1	6339 26	288-pair in 300-pair footprint
		Without legs
1	6339 27	48-pair in 50-pair footprint
1	6339 28	96-pair in 100-pair footprint
1	6339 29	288-pair in 300-pair footprint

		Patch cords
		110/110 - 4 pairs
10	6339 12	Length 1 m
10	6339 13	Length 1.5 m
10	6339 14	Length 3 m
		110/RJ 45 - 4 pairs
10	6339 15	Length 1 m
10	6339 16	Length 1.5 m
10	6339 17	Length 3 m

		Accessories
		110 tool
1	332 60	110 tool
1	332 61	Replacement blade
		Designation labelling Kits
5	6339 68	Pack of two clear strips and white paper
		Rivets
1	6339 71	Rivets (pack of 12)
		110 jumper troughs
1	6339 69	With legs, 27.3 x 6.83 x 11.9 mm
1	6339 70	Without legs, 21.6 x 6.83 x 6.83 mm
		19" enclosure mount 110 panel
1	6339 72	Panel for 2 x 100-pair blocks without legs, 2 U
1	6339 73	Panel for 2 x 100-pair blocks and two troughs without legs, 4 U

Legrand cabling system LCS²

category 6

RJ 45 sockets



765 63



765 96



794 65



794 33 + cover plate 790 14

Sockets with LCS² connector with fast connection thanks to integrated crimping

Take AWG 22 single-core cables up to AWG 26 and AWG 24 multicore cables

Contacts marked with dual colour code and wiring schemes T 568 A and T 568 B. Conforming to standards ISO/IEC 11801 Ed. 2.0, EN 50173-1 and EIA/TIA 568

Pack	Cat.Nos	Mosaic RJ 45 sockets cat. 6
10	765 61	UTP - 1 module <ul style="list-style-type: none"> ○ White ● Aluminium ○ White antimicrobial
10	794 61	
10	765 81	
10	765 64	UTP - 2 modules <ul style="list-style-type: none"> ○ White ● Aluminium
10	794 64	
5	765 94	UTP with controlled access - 2 modules Supplied with 2 keys for 5 sockets <ul style="list-style-type: none"> ○ White with red shutter
10	765 91	UTP 90° - 2 modules Vertical snap-on socket for column module <ul style="list-style-type: none"> ○ White
1	765 03	UTP 45° - 2 modules <ul style="list-style-type: none"> ○ White
1	765 04	UTP 45° - 2 x RJ 45 - 2 modules <ul style="list-style-type: none"> ○ White
1	765 32	UTP retractable RJ 45 socket - 4 modules With integrated retractable cord (0.9 m) Winds up automatically with a pushbutton <ul style="list-style-type: none"> ○ White
5	765 44	UTP 2 x RJ 45 with Soluclip accessory - 3 modules For snap-on mounting on DLP trunking with 45 mm cover <ul style="list-style-type: none"> ○ White

Pack	Cat.Nos	Mosaic RJ 45 sockets cat. 6 (continued)
10	765 62	FTP - 1 module <ul style="list-style-type: none"> ○ White ● Aluminium ○ White antimicrobial
10	794 62	
10	765 82	
10	765 65	FTP - 2 modules <ul style="list-style-type: none"> ○ White ● Aluminium ○ White with green shutter ○ White with orange shutter
10	794 65	
10	765 22	
10	765 23	
5	765 46	FTP 2 x RJ 45 with Soluclip accessory - 3 modules For snap-on mounting on trunking with 45 mm cover <ul style="list-style-type: none"> ○ White
5	765 95	FTP with controlled access - 2 modules Supplied with 2 keys for 5 sockets <ul style="list-style-type: none"> ○ White with red shutter
10	765 05	FTP 45° - 2 modules <ul style="list-style-type: none"> ○ White
5	765 06	FTP 2 x RJ 45 45° - 2 modules <ul style="list-style-type: none"> ○ White
1/10	765 33	FTP retractable RJ 45 sockets - 4 modules With integrated retractable cord (0.9 m) Winds up automatically with a pushbutton <ul style="list-style-type: none"> ○ White ● Aluminium
1/10	794 33	
10	765 92	FTP 90° - 2 modules Vertical snap-on socket for column module <ul style="list-style-type: none"> ○ White ● Aluminium
10	794 92	
10	765 63	Shielded STP - 1 module <ul style="list-style-type: none"> ○ White ○ White antimicrobial
5	765 83	
10	765 66	Shielded STP - 2 modules <ul style="list-style-type: none"> ○ White
5	765 96	Shielded STP with controlled access - 2 modules Supplied with 2 keys for 5 sockets <ul style="list-style-type: none"> ○ White with red shutter
10	765 93	Shielded STP 90° - 2 modules Vertical snap-on socket for column module <ul style="list-style-type: none"> ○ White

Legrand cabling system LCS²

category 6

RJ 45 sockets



673 45 + cover plate titanium 685 51



778 91



695 69

Pack	Cat.Nos	Arteor RJ 45 socket cat. 6
10	5723 02	UTP - 1 module <ul style="list-style-type: none"> ○ White ● Magnesium
10	5728 02	
10	5723 14	UTP - 2 modules <ul style="list-style-type: none"> ○ White ● Magnesium
10	5728 14	
10	5723 24	UTP - 2 modules - round <ul style="list-style-type: none"> ○ White ● Magnesium
10	5728 24	
5	5723 53	UTP with controlled access - 2 modules Supplied with 2 keys for 5 sockets <ul style="list-style-type: none"> ○ White with red shutter ● Magnesium with red shutter
5	5728 53	
1	5723 39	UTP retractable RJ 45 sockets - 4 modules With integrated retractable cord (0.9 m) Winds up automatically with a pushbutton <ul style="list-style-type: none"> ○ White ● Magnesium
1	5728 39	
10	5723 22	FTP - 1 module <ul style="list-style-type: none"> ○ White ● Magnesium ○ White with orange shutter ● Magnesium with orange shutter ○ White with green shutter ● Magnesium with green shutter
10	5728 22	
10	5723 54	
10	5728 54	
10	5723 55	
10	5728 55	
10	5723 16	FTP - 2 modules <ul style="list-style-type: none"> ○ White ● Magnesium
10	5728 16	
10	5723 23	Shielded STP - 1 module <ul style="list-style-type: none"> ○ White ● Magnesium
10	5728 23	
10	5723 17	Shielded STP - 2 modules <ul style="list-style-type: none"> ○ White ● Magnesium
10	5728 17	

Pack	Cat.Nos	Celiane RJ 45 sockets cat. 6
		UTP socket To create a 1-gang socket, combine mechanism Cat.No 673 44 and a cover plate Cat.No 682 51 (white) or Cat.No 685 51 (titanium) To create a 2-gang socket, combine 2 mechanisms Cat.No 673 46 and a cover plate Cat.No 682 52 (white) or Cat.No 685 52 (titanium)
10	673 44	UTP socket
		UTP retractable RJ 45 socket - 4 modules With integrated retractable cord (0.9 m) Winds up automatically with a pushbutton To create a 1-gang socket, combine mechanism Cat.No 673 54 and a cover plate Cat.No 682 55 (white) or Cat.No 685 55 (titane)
10	673 54	
		FTP socket To create a 1-gang socket, combine mechanism Cat.No 673 45 and a cover plate Cat.No 682 51 (white) or Cat.No 685 51 (titanium). To create a 2-gang socket, combine 2 mechanisms Cat.Nos 673 46 and a cover plate Cat.No 682 52 (white) or Cat.No 685 52 (titanium)
10	673 45	FTP socket
		FTP retractable RJ 45 socket - 4 modules With integrated retractable cord (0.9 m) Winds up automatically with a pushbutton To create a 1-gang socket, combine mechanism Cat.No 673 55 and a cover plate Cat.No 682 55 (white) or Cat.No 685 55 (titane)
10	673 55	
		STP socket To create a 1-gang socket, combine mechanism Cat.No 673 96 and a cover plate Cat.No 682 51 (white) or Cat.No 685 51 (titanium). To create a 2-gang socket, combine 2 mechanisms Cat.No 673 46 and a cover plate Cat.No 682 52 (white) or Cat.No 685 52 (titanium)
10	673 96	STP socket
		Keystone RJ 45 sockets cat. 6
10	331 81	UTP socket connected with 110 tool
		Soliroc RJ 45 sockets cat. 6 - IK 10
10	778 91	IP 20 For at-risk areas or areas with no surveillance FTP socket
		Plexo RJ 45 sockets cat. 6 - IP 55 closed flap IK 07 Protection against water, dust For industrial sites
5/100	695 69	FTP socket <ul style="list-style-type: none"> ○ Grey/white UTP socket <ul style="list-style-type: none"> ○ Grey/white Adapter for RJ 45 socket Weatherproofing ensured (IP 44) plug inserted <ul style="list-style-type: none"> ○ Grey/white
1/20	695 61	
1	695 81	

Mosaic and Arteor sockets with copper feedthrough (p. 63)


Mosaic and Arteor audio/video sockets (p. 80)

Legrand cabling system LCS² category 5e

patch panels, blocks of connectors



335 52



335 90



335 55



Connecteur cat. 5e FTP


Pack	Cat.Nos	Patch panels cat. 5e 24 x RJ 45 connectors
		Panels supplied with quick-fixing All enclosures or cabinets general assembly Panels ensure automatic grounding of each connector Fitted with rear cable guide to hold cables during maintenance Fitted with 4 units of 6 LCS ² RJ 45 connectors cat 5e with fast connection thanks to integrated crimping, with colour code and wiring schemes T 568 A and T 568 B Supplied with colour labels numbered from 1 to 24 Conform to standards ISO/IEC 11801 Ed. 2.0, EN 50173-1 and EIA/TIA 568 19" panel - 1 U
1	335 51	UTP panel UTP panel - 8 contacts
1	335 52	FTP panel FTP panel - 9 contacts
1	335 88	UTP through panel 24 RJ 45 connectors UTP through panel

Pack	Cat.Nos	Modular panels
		Panels supplied with fast assembly All enclosures or cabinets general assembly Panels ensure automatic grounding of each connector Fitted with rear cable guide to hold cables during maintenance Modular empty panels for up to 4 units Takes the following equipment: - units of 6 LCS ² RJ 45 connectors - units for telephone inlets - fibre optic units - PoE injector units - video streaming units - switch units - telephone/Ethernet doubler units - copper/fibre optic converter units - blanking plates 19" panel - 1 U
1	335 90	
1	xxx xx	19" angled panel - 1 U

Pack	Cat.Nos	Units of 6 x RJ 45 connectors cat. 5e
		Fitted with 6 x LCS ² RJ 45 connectors cat. 5e with fast connection thanks to integrated crimping, with colour code and wiring schemes T 568 A and T 568 B Supplied with colour labels Conforms to standards ISO/IEC 11801 Ed. 2.0, EN 50173-1 and EIA/TIA 568
2	335 54	UTP unit
2	335 55	FTP unit
10	335 91	Blanking plate for 19" panel - Black

NEW

Legrand cabling system LCS² category 5e cables



328 50

Legrand cabling system LCS² category 5e cords



516 40

Pack	Cat.Nos	Cables for local networks cat. 5e
		4 twisted pair cables 100 ohms LSZH sleeve: non-halogen Grey RAL 7035 Colour code EIA/TIA
		U/UTP - 4 pairs
305 ⁽¹⁾	LSZH 327 50	Length 305m Supplied in cardboard box. Weight 10 kg
500 ⁽¹⁾	328 53	Length 500 m Supplied on reel. Weight 15 kg
1000 ⁽¹⁾	328 73	Length 1000 m Supplied on reel
305 ⁽¹⁾	327 51	Length 305m Supplied in cardboard box. Weight 9 kg
500 ⁽¹⁾	328 54	Length 500 m Supplied on reel. Weight 15 kg
1000 ⁽¹⁾	328 74	Length 1000 m Supplied on reel
		U/UTP - 2x4 pairs
500 ⁽¹⁾	328 55	Length 500 m Supplied on reel. Weight 34 kg
500 ⁽¹⁾	327 73	Length 500 m Supplied on reel
		F/UTP - 4 pairs
305 ⁽¹⁾	327 52	Length 305 m Supplied in cardboard box. Weight 12 kg
500 ⁽¹⁾	328 50	Length 500 m Supplied on reel. Weight 21 kg
305 ⁽¹⁾	327 53	Length 305 m Supplied by box. Weight 11 kg
500 ⁽¹⁾	328 51	Length 500 m Supplied on reel. Weight 20 kg
		F/UTP - 2x4 pairs
500 ⁽¹⁾	327 74	Length 500 m Supplied on reel. Weight 38 kg
500 ⁽¹⁾	328 52	Length 500 m Supplied on reel. Weight 34 kg

Pack	Cat.Nos	RJ 45 patch cords and user cords cat. 5e
		RJ 45 - RJ 45 right
	PVC	U/UTP unscreened impedance 100 Ω Grey
1	516 36	Length 1m
1	516 37	Length 2m
1	516 38	Length 3m
1	516 39	Length 5m
		F/UTP screened impedance 100 Ω Grey
1	516 40	Length 1 m
1	516 41	Length 2 m
1	516 42	Length 3 m
1	516 43	Length 5 m

(1) in metre(s)

Legrand cabling system LCS² category 5e

zone distribution boxes



335 40




335 40 fitted with SC fibre optic unit, accessory
Cat. No. 335 20 and a 6 x RJ 45 connector unit

Pack	Cat.Nos	Zone distribution boxes
1	335 40	<p>For distribution of low current in a zone fitted with 1 to 12 RJ 45 sockets Centralise connections to guarantee flexibility and adaptability of the installation</p> <p>Installed on false ceiling or false floor</p> <p>Connect to the patch panel or the floor cabinet</p> <p>Connection to an RJ 45 socket with stripped cord or to a Mosaic RJ 45 socket with copper feedthrough with an RJ 45/RJ 45 cord</p> <p>IP 21 - IK 07</p> <p>Conform to standards UTE C 15-900, NF C 15-100, NF C 20-730, EN 50-174.2, CEI 60950, ISO/IEC 11801 Ed. 2.0, EN 50173-2 and EIA/TIA 568</p> <p>Colour code and wiring schemes T 568 A and T 568 B</p> <p>Cords and cables: ISO 11801 id.2.0, EN 50173-1, EIA/TIA 568</p> <p>Technical characteristics:</p> <ul style="list-style-type: none"> - polycarbonate PC hood - polypropylene PP base - RAL 7035 - holds connector units in place on the box: 100 N - Cables anchored on support using Colring cable ties <p>Self-assembly zone distribution box</p> <p>Used for mounting LCS² RJ 45 connector blocks cat. 5e (p. 66)</p>

Legrand cabling system LCS² category 5e

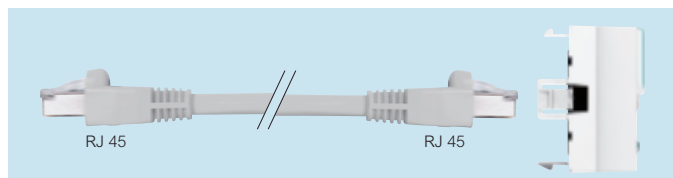
cords specifically for zone distribution boxes
feedthrough sockets



515 03



786 25



Connection principle

Pack	Cat.Nos	Cords cat. 5e - RJ 45 / stripped
4	517 90	<p>RJ 45 - straight stripped. Clip on and off in the zone distribution boxes and RJ 45 socket connection via LCS² connector via the stripped side. Cords prepared in factory, "ready for wiring". Conforms to standards ISO/IEC 11801 Ed. 2.0, EN 50173-1 and EIA/TIA 568. Grey RAL 7035</p> <p>U/UTP unscreened impedance 100 Ω</p> <p>Length 8 m</p> <p>Length 15 m</p> <p>Length 20 m</p> <p>F/UTP screened impedance 100 Ω</p> <p>Length 8 m</p> <p>Length 15 m</p> <p>Length 20 m</p>
4	517 91	
4	517 92	
4	517 93	<p>Cords cat. 5e - RJ 45/RJ 45</p> <p>For direct connection via RJ 45 male plug to the zone distribution box and to the RJ 45 socket with copper feedthrough to ensure:</p> <ul style="list-style-type: none"> - safe connection - speed and reliability of connection <p>Grey RAL 7035</p> <p>U/UTP unscreened impedance 100 Ω</p> <p>Length 8 m</p> <p>Length 15 m</p> <p>Length 20 m</p> <p>F/UTP unscreened impedance 100 Ω</p> <p>Length 8 m</p> <p>Length 15 m</p> <p>Length 20 m</p>
4	517 94	
4	517 95	
10	Mosaic 786 20	<p>Sockets with copper feedthrough cat. 5e</p> <p>Easy connection at the rear through simply attaching a male plug. Ensures network access for the RJ 45 socket. Used to create cat. 5e links. According to standards ISO 11801 Ed.2, EN 50173-1 and EIA/TIA 568 within the framework of operation with zone distribution boxes. Multidirectional cord entry. Installation possible in all supports with a min. 40 mm depth. 2 modules</p> <p>Cat. 5e UTP</p> <p>○ White</p> <p>● Aluminium</p>
10	786 24	
10	Arteor 5723 30	<p>○ White</p> <p>● Magnesium</p>
10	5728 30	
10	Mosaic 786 21	<p>Cat. 5e FTP</p> <p>○ White</p> <p>● Aluminium</p>
10	786 25	
10	Arteor 5723 32	<p>○ White</p> <p>● Magnesium</p>
10	5728 32	

Legrand cabling system LCS²

category 5e

RJ 45 sockets



765 52



794 55




695 57

Sockets with LCS² connector with fast connection thanks to integrated crimping
Take AWG 22 single-core cables up to AWG 26 and AWG 26 multicore cables
Contacts marked with dual colour code and wiring schemes T 568 A and T 568 B
Side cable inlet for easy installation in all supports
Conforms to standards ISO/IEC 11801 Ed. 2.0, EN 50173-1 and EIA/TIA 568

Pack	Cat.Nos	Mosaic RJ 45 sockets cat. 5e	
10	765 51		UTP - 1 module
10	794 51		○ White ● Aluminium
10	765 54		UTP - 2 modules
10	794 54		○ White ● Aluminium
5	765 97	UTP with controlled access - 2 modules Supplied with 2 keys for 5 sockets ○ White with red shutter	
5	765 41	UTP - 2 x RJ 45 with Soluclip accessory - 3 modules For snap-on mounting on DLP trunking with 45 mm cover ○ White	
1	765 30	UTP retractable RJ 45 socket - 4 modules With integrated retractable cord (0.9m) Winds up automatically with a pushbutton ○ White	
10	765 01	UTP 45° - 2 modules ○ White	
5	765 02	2 x RJ 45 UTP 45° - 2 modules ○ White	
10	765 52		FTP - 1 module
10	794 52		○ White ● Aluminium
10	765 55		FTP - 2 modules
10	794 55		○ White ● Aluminium
5	765 42	FTP - 2 x RJ 45 with Soluclip accessory - 3 modules For snap-on mounting on Mosaic trunking with 45 mm cover ○ White	

Pack	Cat.Nos	Arteor RJ 45 socket cat. 5e	
10	5723 03		UTP - 1 module
10	5728 03		○ White ● Magnesium
10	5723 04		UTP - 2 modules
10	5728 04		○ White ● Magnesium
10	5723 15		FTP - 1 module
10	5728 15		○ White ● Magnesium
10	765 88	Keystone RJ 45 socket cat. 5e UTP socket connected with 110 tool	
1/20	695 57		Plexo RJ 45 sockets, cat. 5e - IP 55 closed flap IK 07
1/20	695 56		Protection against water, dust For industrial sites
1	695 81		Adapter for RJ 45 socket Ensures weatherproofing (IP 44) with the plug inserted ○ Grey/White

Mosaic and Arteor sockets with copper feedthrough (p. 68)


Mosaic audio/video sockets

see p. 80

Legrand cabling system LCS²


LCS² system additional products cat. 6A, LCS² cat. 6, LCS² cat. 5e



335 39



335 34



335 12



335 16



335 02



332 93



335 01



327 37

Pack	Cat.Nos	Modular panels
1	335 90	<p>Panels supplied with captive screws and cage nuts or with fast fixing</p> <p>Universal mounting for all enclosures or cabinets</p> <p>Panels ensure automatic earthing of each connector</p> <p>Fitted with rear cable guide to hold cables in place during maintenance</p> <p>Modular empty panels for up to 4 units</p> <p>Take the following equipment:</p> <ul style="list-style-type: none"> - units of 6 x LCS² RJ 45 connectors - units for telephone inlets - fibre optic units - PoE injector units - video streaming units - switch units - telephone/Ethernet doubler units - copper/fibre optic converter units - blanking plates <p>19" panel - 1 U</p>

Pack	Cat.Nos	Doubler units
2	335 54	Units of 6 x LCS ² RJ 45 doubler connectors for fast tool-free connection
2	335 55	Used with doubler sockets (p. 71)
10	335 91	UTP unit
		FTP unit
		Blanking plate for 19" panel - Black
1	335 39	Ethernet/Ethernet doublers 100 base T
1	335 38	FTP - 9 contacts
		UTP - 8 contacts
1	335 37	Telephone/Ethernet doublers 100 base T
1	335 36	FTP - 9 contacts
		UTP - 8 contacts
1	335 35	Telephone/telephone doubler
		45 contacts

Pack	Cat.Nos	Video streaming unit
1	335 34	Block of 6 "F" connectors for video circuits

Pack	Cat.Nos	Fibre optic units
		Clip directly onto optic enclosure
		Cat.No 335 10 (p. 76), on the patch panels with fibre optic cassette Cat.No 335 11 (p. 76) or in the zone distribution boxes with fibre optic accessory Cat.No 335 20 (p. 78)
1	335 13	Monomode fibre units (9/125 µm)
1	335 12	LC unit for 6 monomode fibres
		SC unit for 6 monomode fibres
1	335 16	Multimode fibre units (62.5 and 50/125 µm)
1	335 17	ST unit for 6 multimode fibres
1	335 18	SC unit for 6 multimode fibres
1	335 19	LC unit for 6 multimode fibres
1	335 19	High-density LC unit for 12 multimode fibres

Pack	Cat.Nos	Blanking plates
10	517 40	Set of 12 blanking plugs for RJ 45 LCS² connector
10	517 41	White
		Black
10	335 91	Blanking plate for 19" panel
		Black

Pack	Cat.Nos	Ethernet switches 100 Mbps
		Mounted in the patch panel
		Conform with standards IEEE 802-3, EN 500 81-1 and EN 500 82-1 (Conformity with EMC requirements)
1	335 02	Switch units for patch panel
		Clip directly onto the patch panels
		7 RJ 45 ports at the front, 1 of which is a cascade port
1	335 05	Power supply with transformer provided
		6 RJ 45 ports + 1 LC type optic port with front-mounted cascade 100 base FX type LC
		Power supply via transformer provided
1	332 93	Boxes to be installed on shelf
		5 RJ 45 port switch
		Power supply via transformer provided
		Dimensions : 116 x 70 x 25
1	332 91	8 RJ 45 port switch
		Power supply via transformer provided
		Dimensions : 171 x 98 x 29
1	332 81	Mini shelf
		For switch Cat.Nos 332 91/93
		Dimensions: 220 x 220 x 43 mm
		For horizontal, vertical or projecting mounting of the switch
		Supplied with system for retaining the live product

Pack	Cat.Nos	Copper/fibre optic converter units
		Simply and quickly permit copper to fibre conversion and vice versa
		Clip directly onto the patch panels
		Fitted with an SC type fibre optic connector
1	335 06	10/100 base T to 10/100 base FX type SC
1	335 07	1000 base T to 1000 base SX type SC

Pack	Cat.Nos	Midspan Power over Ethernet (PoE) injectors
1	335 01	4 inlets/outlets
		Used for supplying 4 Wi-Fi access points
		Clips directly onto a patch panel
1	327 37	1 inlet / outlet
		Used for supplying a Wi-Fi access point
		Direct connection to the patch panel

Legrand cabling system LCS²

doubler sockets and accessories



539 49


533 00 in position
(no cord supplied)


533 01



327 60



517 09

RJ 45 doubler sockets

Pack	Cat.Nos	
10	Mosaic 765 39	Ethernet/Ethernet
10	765 38	FTP - 9 contacts UTP - 8 contacts
10	Mosaic 765 37	Telephone/Ethernet
		FTP - 9 contacts
10	Arteor 5723 36	FTP - 9 contacts
10	5728 36	○ White FTP - 9 contacts ● Magnesium
10	Mosaic 765 36	UTP - 8 contacts
10	Arteor 5723 35	UTP - 8 contacts
10	5728 35	○ White UTP - 8 contacts ● Magnesium
10	Mosaic 765 35	Telephone/telephone
		45 contacts
10	327 83	Clip into RJ 45 sockets to double applications TV/computer network or telephone double connector
10	327 47	Telephone/telephone doubler
10	327 45	Computer network/telephone doubler
10	327 46	L1/L2 telephone doubler
10	327 48	Computer network/computer network double connector

Mobile doublers

10	327 83	Clip into RJ 45 sockets to double applications TV/computer network or telephone double connector
10	327 47	Telephone/telephone doubler
10	327 45	Computer network/telephone doubler
10	327 46	L1/L2 telephone doubler
10	327 48	Computer network/computer network double connector

Weatherproof adaptors

10	Grey/White 695 80	IP 55 - IK 07
1	695 79	Allows all functions to be adapted
1	695 81	2 Mosaic modules IP 55 operation
1	919 45	Adapter with smoked flap
		Adapter for RJ socket ensuring IP 44 waterproofness
		cable already connected
		Locking tool (used for changing vandal-proof screws)
1	778 80	Soliroc adapter
1	778 81	Used for adapting all functions
		2 Mosaic modules
		IK 10 - IP 55
5	539 49	Adapter with flap
		Adapter without flap
		Hypra adapter
		IP 55 adapter base

Cable protection accessories

Pack	Cat.Nos	
		Plastic material
		IP 66/67 guaranteed connection with the pair 533 02
		IP 55 with no connection for base with shutter
		Protection for RJ 45 shielded or unshielded cables
		ensuring a link of category 5
		Conform to standards of the IEC 60603-7 series and
		to standard IEC 61076-3-106 (version 5)
		Compatible with products on the market
		Compatible with products on the market conforming to
		the standards listed
3	533 00	Plug
		Integrated PE with sealing ring and clamping blades
		Tool-free assembly
		Ability to protect cables of category 5, 6 and 10 Gb
3	533 01	Flush-mounting base
		Locking base
		Supplied with RJ 45 female / female coupler cat. 5
3	533 02	Kit
		Flush-mounting base + plug
3	533 03	Protective flap
		Fits on base Cat.No 533 01

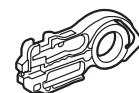
RJ plugs for round cables

		Gold coated contacts 1.2 µm
50	517 01	RJ 11
		4 contacts, width 9.65 mm
50	517 02	RJ 12
		6 contacts, width 9.65 mm
50	517 03	RJ 45 cat. 5e
50	517 04	8 contacts, width 11.70 mm
		9 contacts, width 11.70 mm
50	517 06	RJ 45 sleeves
50	517 07	Black
		White



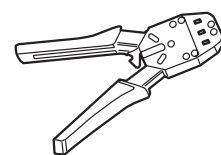
Stripping tool

		Slits the sheath and releases the conductors by rotation
		For twisted pair cables
		Does not damage the conductors
1	332 62	Stripper
		For twisted pair and fibre optic cable
1	327 60	Cutting pliers
		Cuts wires cleanly without damaging the copper



Crimping tool for RJ 45 plugs

		Used for crimping plugs
		RJ 4/6/8/9 contacts
		Ratchet control of crimping mechanism
		Able to cut and strip cables
1	517 09	Tool with 3 crimping points
		High resistance steel material



110 tool

1	332 60	110 tool
1	332 61	Replacement blade

Legrand cabling system LCS²

telephone panels, units and cables



335 79

Legrand cabling system LCS²

Wi-Fi

switches, distributors and Wi-Fi access points



779 00



332 80



Technical characteristics (p. 98)

Pack	Cat.Nos	Patch panel telephone 50 ports 110 connect
1	335 79	19" panel - 1 U

Cables for telephone networks cat. 3

1	328 91	U/UTP - 50 pairs PVC sleeve Colour white Colour code EIA/TIA Length 500m Supplied on reel
1	328 88	U/UTP - 100 pairs Length 500m Supplied on reel

Panels and units for incoming telephone

		Panels assembled - 1 U Fitted with 4 LCS ² RJ 45 units of 12 ports with fast tool-free connection
1	335 31	3-6/4-5 contacts for digital telephone
1	335 30	4-5/7-8 contacts for analogue telephone
		Incoming telephone units for self-assembly panels Fitted with 12 LCS ² RJ 45 ports with fast tool-free connection
2	335 33	3-6/4-5 contacts for digital telephone
2	335 32	4-5/7-8 contacts for analogue telephone

Flush-mounting 10/100 base T switches

For networking computer peripherals without a patch panel: computers, printers, servers, etc.
 Possibility of extending an existing network by simply replacing an RJ 45 socket
 Tool-free connection
 Conform with standards IEEE 802.3 (Ethernet) and EN 500 81/82-2 (EMC requirements)
 Installation in all supports with minimum 40 mm depth
 6 ports at the front + 1 side RJ 45 connector for cabling and carrying out link tests
 Port status display integrated into the RJ 45 connectors
 Labelling of each port from 1 to 6 and marker holder for switch identification
 6 modules

1	Mosaic 779 01	Non-manageable PoE power supply (Power over Ethernet - standard 802.3 af) 230 V~ power supply
1	779 00	

1	Arteor 5720 84	Manageable 230 V~ power supply
1	5728 84	
1	5720 83	
1	5728 83	

1	Mosaic 779 20	Manageable 230 V~ power supply
1	Arteor 5720 85	
1	5728 85	
1	5728 85	

Mosaic VDI distribution block without connectors

1	332 80	16 modules Dimensions: 135 x 223 x 57 mm For small patch panel For mounting a Mosaic switch Cat.Nos 779 00/01/20
---	--------	--

RJ 45 Patch cords and user cords cat. 6
 (p. 61)

NEW

Legrand cabling system LCS²

Wi-Fi

switches, distributors and Wi-Fi access points (continued)



779 14



779 13

Manageable Wi-Fi access points 802.11a & b/g

Pack	Cat.Nos	
		Dual-band and dual-radio. Conform with standards 802.11a and 802.11b/g Gross speed: 54 Mbps max. on each frequency (802.11a and 802.11g) simultaneously Can be installed in addition to a new or existing LCS/LCS ² structured wiring system to meet mobile working requirements Can be integrated into all compatible supports with minimum 40 mm depth Tool-free network connection via RJ 45 connector PoE power supply (Power over Ethernet - standard 802.3 af) The installation must include at least: - Wi-Fi access point - a PoE injector conforming with 802.3 af (LCS ² unit format) to be installed in the patch panel The management function allows the network administrator to manage Wi-Fi access points remotely via a web interface Security via WPA2 encryption (802.11i) and 802.1x authentication Guest access: allows visitors free access to the Internet (access independent of the main Wi-Fi network). 4 modules
1	Mosaic 779 14	With RJ 45 socket on front
1	779 13	With no RJ 45 socket
		○ White
1	Arteor 5723 76	With RJ 45 socket on front
1	5728 76	With RJ 45 socket on front
1	5723 77	With no RJ 45 socket
1	5728 77	With no RJ 45 socket
1	5723 78	With no RJ 45 socket
1	5728 78	With no RJ 45 socket
		○ White
		● Magnesium
1	Celiane 673 66	With RJ 45 socket on front

Manageable Wi-Fi access points 802.11n

1	335 22*	Wi-Fi surface mounted access point 802.11n
1	335 23*	Wi-Fi wall mounted access point 802.11n
1	335 21	Wi-Fi ceiling mounted access point 802.11n

Wi-Fi network management system

1	335 25	Controller 5APs
		Extension licence Ability to control up to 25 APs (for more than 25 APs please contact Legrand) Card that adds to the controller Cat.No 335 25
1	335 26	Up to 10 AP
1	335 27	Up to 25 AP
		Access point manager (disembodied) Aps centralised configuration software
1	335 24	Access point manager

Midspan Power over Ethernet (PoE) injectors

1	335 01	4 inlets/outlets Used for supplying 4 Wi-Fi access points Clips directly onto a patch panel
1	327 37	1 inlet / outlet Used for supplying a Wi-Fi access point Direct connection to the patch panel

LCS² WI-FI ACCESS POINTS

Optimised installation of Wi-Fi access points

Wi-Fi performance is linked closely to its installation. It is the key for success in guaranteeing good connectivity for each user for each application.




KEY ELEMENTS FOR DETERMINING THE INSTALLATION AND SIZING OF A WI-FI NETWORK

- **Features of the building :** types of walls, surface, coverage area, environment, etc.
- **Wi-Fi network usages:** telephone and office information systems, public access, hot spots, etc., directly determine connection speed
- **Number of users in each room :** capacity in terms of who can connect to the Wi-Fi network.

THE LEGRAND WI-FI SYSTEM OFFER

The offer is based on quick and intuitive installation and settings.
Legrand's sales teams will help you with your projects.

Legrand cabling system LCS² fibre optic fibre cables



Fibre cables:

- fibre colour code: FOTAG
- standard: EN 50173-2, ISO IEC 11801

Pack	Cat.Nos		OS 1 singlemode optical cables (9/125 µm)
	Loose tube	900 µm Tight tube	
2000 ⁽¹⁾	325 12		For 9/125 µm singlemode installations (OS 1) Yellow jacket Indoor/outdoor (universal) 6 fibres
2000 ⁽¹⁾	325 13		Outdoor, corrugated steel tape 6 fibres
2000 ⁽¹⁾	325 14	325 50	Indoor/outdoor (universal) 12 fibres
2000 ⁽¹⁾	325 15		Outdoor, corrugated steel tape 12 fibres
2000 ⁽¹⁾	325 51		Indoor/outdoor (universal) 24 fibres

			OM 3 multimode optical cables (50/125 µm)
	Loose tube	900 µm Tight tube	
2000 ⁽¹⁾		325 10	For 50/125 µm multimode installations (OM 3) Green jacket 10 Gigabit Ethernet compliant Indoor/outdoor (universal) 6 fibres
2000 ⁽¹⁾		325 11	Indoor/outdoor (universal) 12 fibres
2000 ⁽¹⁾	325 53	325 52	Indoor/outdoor (universal) 24 fibres

			OM 2 multimode optical cables (50/125 µm)
	Loose tube	900 µm Tight tube	
2000 ⁽¹⁾		325 54	For 50/125 µm multimode installations (OM 2) Orange jacket Indoor/outdoor (universal) 2 fibres
2000 ⁽¹⁾	325 59	325 55	Indoor/outdoor (universal) 4 fibres
2000 ⁽¹⁾	325 04	325 08	Indoor/outdoor (universal) 6 fibres
2000 ⁽¹⁾	325 05		Outdoor, corrugated steel tape 6 fibres
2000 ⁽¹⁾	325 06	325 09	Indoor/outdoor (universal) 12 fibres
2000 ⁽¹⁾	325 07		Outdoor, corrugated steel tape 12 fibres
2000 ⁽¹⁾	325 60	325 58	Indoor/outdoor (universal) 24 fibres

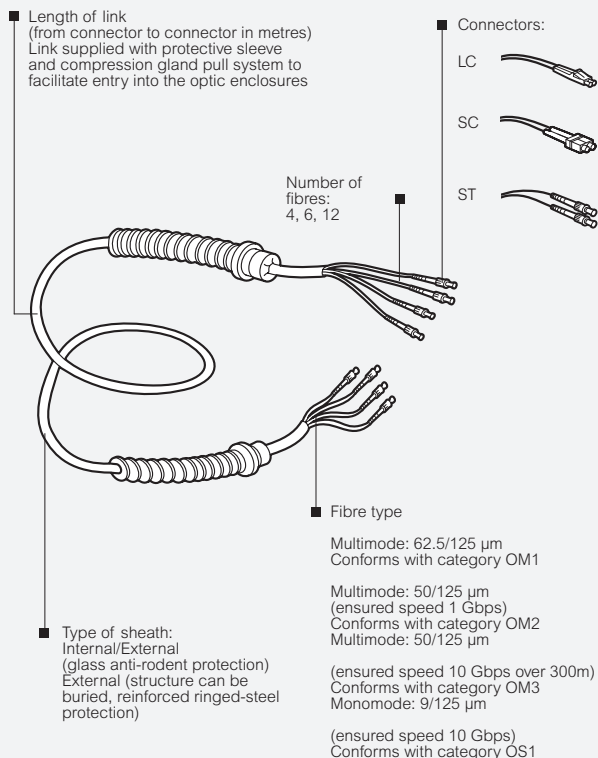
			OM 1 multimode optical cables (62.5/125 µm)
	900 µm Tight tube		
2000 ⁽¹⁾	325 00		For 62.5/125 µm multimode installations (OM 1) Orange jacket Indoor/outdoor (universal) 6 fibres
2000 ⁽¹⁾	325 01		Indoor/outdoor (universal) 12 fibres

(1) in metre(s)

customised fibre optic links

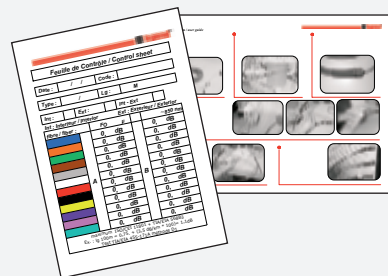


FIBRES PRE-FITTED WITH CONNECTORS



DOCUMENTS

Each link is supplied with a test report (fibre by fibre) and illustrated operating instructions



PACKAGING

According to length of link:
- packed on a reel
- packed on a ring
Connector protection by tube



Reel

NEW

Legrand cabling system LCS²

fibre optic

case and rapid crimping connectors



Installation and performance principles (p. 79)

Pack Cat.Nos Rapid crimping connectors 900 µm

		Prepolished connectors with ceramic ferrule (UPC) Attenuation < 0.3 dB No glue, polishing or current supply required Unlimited storage period For exclusive use with case Cat.No 331 93
		Monomode connectors
10	331 12	LC connector for 9/125 µm fibre
10	331 13	SC connector for 9/125 µm fibre
		Multimode connectors
10	331 06	LC 10 Gb connector for 50/125 µm
10	331 07	LC 10 Gb connector for 50/125 µm
10	331 08	ST 10 Gb connector for 50/125 µm
10	331 09	LC connector for 62.5/125 µm fibre
10	331 10	SC connector for 62.5/125 µm fibre
10	331 11	ST connector for 62.5/125 µm fibre


Installation case for rapid crimping connector

1	331 93	Used for quick and simple installation of ST, SC or LC fibre connectors Complete kit supplied with: - installation instructions and video - stripping tool (for fibres and cables) - cleaving tool - microscope for checking the quality of the cut - crimping tool - accessories (scissors, marker, wipes)
---	--------	--

Legrand cabling system LCS²

fibre optic

Mosaic glue-on connectors and sockets



Pack Cat.Nos Precision Fibre Optic Cleaver

1	331 97	FO cleaver
---	--------	------------

Pigtails

Supplied with 900 µm sleeve, 1 m

10 Gb - 50/125 µm

1	326 22	SC connector
1	326 23	LC connector
1	326 27	6 x LC-PC connectors
1	326 26	12 x LC-PC connectors

9/125 µm

1	326 20	SC connector
1	326 21	LC connector
1	326 25	6 x LC-UPC connectors
1	326 24	12 x LC-UPC connectors

Thermoretractable sleeve for pigtails

1	327 44	40 mm - pack of 50 sleeves
---	--------	----------------------------

Glue-on connectors 50/125 and 62.5/125 µm

Supplied with sleeve 900 µm
Connectors with ceramic ferrule
Typical attenuation: 0.3 dB


10	331 27	ST connector
10	331 47	SC connector
10	331 00	LC connector

Breakout kits

For 900 µm of optical fibres
Take 250 µm fibre diameters
6 fibre breakout kit
12 fibre breakout kit

1	330 48	6 fibre breakout kit
1	330 49	12 fibre breakout kit

Legrand cabling system LCS² fibre optic 19" optic drawers




"Tail-coat" enclosure rear
for easier cable entry



335 10 fitted with fibre optic units



335 13



335 12



335 16



335 11 fitted with fibre optic unit 335 17

Pack	Cat.Nos	19" optic drawer
1	335 10	Modular optic drawer Slide-in and modular drawer Limit switch stop with 45° slope Maximum capacity: - 24 x ST and SC connectors ST - 48 x LC connectors Depth 220 mm, height 1 U Supplied with screws and wiring accessories Takes up to 4 fibre optic units (see below)

Pack	Cat.Nos	Fibre optic cassette for patch panel
1	335 11	Ensures fibre coiling (from 2 to 12 fibres) Takes a fibre optic unit Cat.Nos 335 12/13/16/17/18/19 Used for linking copper and fibre optic blocks on the same LCS ² patch panel
10	335 91	Blanking plate for 19" panel Black


Pack	Cat.Nos	Fibre optic units
1	335 13	Clip directly onto the optic drawer Cat.No 335 10 or on the patch panels with fibre optic cassette Cat.No 335 11
1	335 12	Singlemode fibre units (9/125 µm) LC unit for 6 singlemode fibres SC unit for 6 singlemode fibres
1	335 16	Multimode fibre units (62.5 and 50/125 µm) ST unit for 6 multimode fibres
1	335 17	SC unit for 6 multimode fibres
1	335 18	LC unit for 6 multimode fibres
1	335 19	High-density LC unit for 12 multimode fibres

Pack	Cat.Nos	Switch/fibre optic unit
1	335 05	Clips directly onto the patch panels 6 x RJ 45 ports + 1 cascade LC type optic port at the front Power supply via transformer provided

Pack	Cat.Nos	Copper/fibre optic converter units
1	335 06	For simply and fast copper to fibre conversion and vice versa Clip directly onto the patch panels Fitted with an SC type fibre optic connector 10/100 base T to 10/100 base FX type SC
1	335 07	1000 base T to 1000 base SX type SC

NEW

Legrand cabling system LCS² fibre optic 19" high density optic drawer



325 69

Pack	Cat.Nos	19" high density optic drawer
1	325 69	Modular optical drawer Slide-in and modular drawer Maximum capacity: - 36 ST and SC connectors - 72 LC connectors Depth 220 mm, height 1 U Supplied with screws and wiring accessories Receives up to 3 fibre optic units below

Fibre optic units

Clip directly onto the optic drawer
Cat.No 325 69

Singlemode fibre units (9/125 µm)

1	325 73	LC duplex unit for 6 singlemode fibres - blue
1	325 74	LC duplex unit for 12 singlemode fibres - blue
1	325 70	ST duplex unit for 6 singlemode fibres - blue
1	325 71	SC duplex unit for 6 singlemode fibres - blue
1	325 72	MPO unit type A for 6 singlemode fibres - blue

Multimode fibre units (62.5 and 50/125 µm)

1	325 78	LC duplex unit for 6 multimode fibres - beige
1	325 79	LC duplex unit for 12 multimode fibres - beige
1	325 75	ST duplex unit for 6 multimode fibres - beige
1	325 76	SC duplex unit for 6 multimode fibres - beige
1	325 77	MPO unit type A for 6 multimode fibres - beige

Accessory

1	335 93	Blanking plate
---	--------	----------------

Accessories common to 2 optical drawers

Cassette for pigtails

1	329 07	12 fibre capacity
---	--------	-------------------

Bend limiting clip

8	335 94	Fibre management bend limiting clip
---	--------	-------------------------------------

Legrand cabling system LCS² fibre optic fibre sockets



786 16



786 17



786 18

Pack	Cat.Nos	Fibre sockets
------	---------	---------------

Fitted with duplex feedthrough 2 inlets 2 outlets
Used for connecting 2 fibres (fitted with their connector)
Supplied with protective caps
Fitted with transparent marker holder
2 modules

Socket with fibre optic feedthrough 2 x ST

Bayonet connection (STII compatible)

1	786 16
---	--------



○ White

Socket with fibre optic feedthrough 2 x SC

Push-pull connection

1	786 17
---	--------



○ White

Socket with fibre optic feedthrough 2 x LC

Push-pull connection

1	786 18
---	--------



○ White

Legrand cabling system LCS² fibre optic zone distribution boxes



335 40


335 20 accessoire
fibre optique



786 16

Pack	Cat.Nos	Zone distribution boxes
1	335 40	<p>For distribution of low current in a zone fitted with 1 to 12 RJ 45 sockets Centralise connections to guarantee flexibility and adaptability of the installation</p> <p>Installed on false ceiling or false floor</p> <p>Connect to the patch panel or the floor cabinet</p> <p>Conform to standards UTE C 15-900, NF C 15-100, NF C 20-730, EN 50-174.2, CEI 60950, ISO/IEC 11801 Ed. 2.0, EN 50173-2 and EIA/TIA 568</p> <p>Colour code and wiring schemes T 568 A and T 568 B</p> <p>Cords and cables: ISO 11801 id.2.0, EN 50173-1, EIA/TIA 568</p> <p>Technical characteristics:</p> <ul style="list-style-type: none"> - polycarbonate PC hood - polypropylene PP base - RAL 7035 - holds connector units in place on the box: 100 N - Cables anchored on support using Colring cable ties <p>Self-assembly zone distribution box</p> <p>Used for fitting fibre optic accessory units</p>

Pack	Cat.Nos	Fibre optic accessory
1	335 20	Used for fitting fibre optic units (see p. 74) and the fibre coil in the zone distribution box

Pack	Cat.Nos	Socket with fibre optic feedthrough
1	786 16	<p>Fitted with duplex feedthrough 2 inlets / 2 outlets</p> <p>Used for connecting 2 fibres (fitted with their connector)</p> <p>Supplied with protective caps</p> <p>Fitted with transparent marker holder</p> <p>2 modules</p> <p>Socket with fibre optic feedthrough 2 x ST</p> <p>Bayonet connection (STII compatible)</p> <p>○ White</p>
1	786 17	<p>Socket with fibre optic feedthrough 2 x SC</p> <p>Push-pull connection</p> <p>○ White</p>
1	786 18	<p>Socket with fibre optic feedthrough 2 x LC</p> <p>Push-pull connection</p> <p>○ White</p>

Legrand cabling system LCS² fibre optic Patch cords



Technical characteristics (p. 79)

Fitted with 2 connectors with ceramic ferrule at either end
Packed and tested singly (report supplied)
Zipcord LSZH sleeve

Pack	Cat.Nos	OS 1 (UPC) monomode optical cords
		<p>Max. optical losses: 0.3 dB</p> <p>For OS1 9/125 µm monomode installations, OS 1 type</p> <p>Yellow sheaths</p> <p>SC/SC duplex cords</p> <p>Length: 1 m</p> <p>Length: 2 m</p> <p>Length: 3 m</p> <p>SC/LC duplex cords</p> <p>Length: 1 m</p> <p>Length: 2 m</p> <p>Length: 3 m</p> <p>LC/LC duplex cords</p> <p>Length: 1 m</p> <p>Length: 2 m</p> <p>Length: 3 m</p>
3	326 00	
3	326 01	
3	326 02	
3	326 03	
3	326 04	
3	326 05	
3	326 06	
3	326 07	
3	326 08	

Pack	Cat.Nos	OM 3 (PC) multimode optical cords (50/125 µm)
		<p>Suitable for 10 Gb Ethernet network</p> <p>Max. optical losses: 0.3 dB</p> <p>For 50/125 µm multimode installations, OM 3 type</p> <p>Purple sheaths</p> <p>SC/SC duplex cords</p> <p>Length: 1 m</p> <p>Length: 2 m</p> <p>Length: 3 m</p> <p>SC/LC duplex cords</p> <p>Length: 1 m</p> <p>Length: 2 m</p> <p>Length: 3 m</p> <p>LC/LC duplex cords</p> <p>Length: 1 m</p> <p>Length: 2 m</p> <p>Length: 3 m</p>
3	326 09	
3	326 10	
3	326 11	
3	326 12	
3	326 13	
3	326 14	
3	326 15	
3	326 16	
3	326 17	

NEW

Legrand cabling system LCS² fibre optic Patch cords



Pack	Cat.Nos	OM 2 (UPC) multimode optical cords (50/125 µm)
		Max. optical losses: 0.3 dB For 50/125 µm multimode installations, OM 2 type Orange sheaths
		ST/ST duplex cords
3	330 80	Length: 1 m
3	330 81	Length: 2 m
3	330 82	Length: 3 m
		SC/SC duplex cords
3	330 69	Length: 1 m
3	330 70	Length: 2 m
3	330 71	Length: 3 m
		ST/SC duplex cords
3	330 72	Length: 2 m
3	330 73	Length: 3 m
		LC/LC duplex cord
3	330 61	Length: 2 m
		SC/LC duplex cords
3	330 75	Length: 1 m
3	330 63	Length: 2 m
3	330 76	Length: 3 m
		LC/ST duplex cord
3	330 65	Length: 2 m

		OM 1 (UPC) multimode optical cords (62.5/125 µm)
		Max. optical losses: 0.3 dB For 62.5/125 µm multimode installations, OM 1 type Orange sheaths
		SC/SC duplex patch cords
3	331 51	Length: 1 m
3	331 52	Length: 2 m
3	331 53	Length: 3 m
		ST/SC duplex patch cords
3	331 57	Length: 1 m
3	331 58	Length: 2 m
		LC/SC duplex patch cords
3	330 77	Length: 1 m
3	330 62	Length: 2 m
3	330 78	Length: 3 m



Customised fibre optics

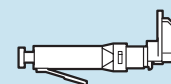
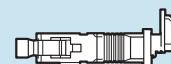
customised solutions p. 74

Legrand cabling system LCS² fibre optic

Fast crimping with kit Cat.No 331 93


Types of connector

- ST connector: Helical shape
locked by "push and turn" bayonet type connector
- SC connector: Rectangular shape
"push-pull" latch type locking.
Suitable for a large number
of active devices
Recommended in the generic standards
ISO/IEC 11801 and EN 50173
- LC connector: Rectangular shape
tab locking
Half the size of a
conventional connector



The 6 essential steps for fast crimping


Step 1: Strip the fibre



Step 2: Cleave the fibre



Step 3: Inspect the fibre



Step 4: Insert the fibre



Step 5: Align the fibre



Step 6: Crimp the connector



Technical characteristics

- The kit is used for attaching the connectors to 900 µm fibre
- Average loss of a connection: 0.3 dB
- Ideal for high-speed systems: 10 Gb Ethernet supplied with 50/125 µm connector
- Operating temperature: from 0°C to 65°C

Advantages:

- High quality finish
- No polishing: connectors pre-polished in factory
- No Epoxy type glue required
- Easy connection
- No complex tools or consumables required: the termination is made in less than 3 minutes and is very cost-effective
- Practical, lightweight kit
- Both multimode and singlemode fibres can be crimped (50/125 µm and 62.5/125 µm)

Legrand cabling system LCS²

Mosaic™ mechanisms

audio and video sockets



787 71



787 72



787 74



787 73



787 70

Pack	Cat.Nos	DVI-I socket
1	<div> <div>White</div> <div>787 71</div> </div>	<p>Used to transmit High-Definition digital and analogue video streams between a source (computer) and a compatible receiver (plasma, LCD, video projector, etc)</p> <p>DVI-I plug 2 modules</p>

Pack	Cat.Nos	Female HD15 sockets
1	<div> <div>White</div> <div>787 72</div> </div>	<p>For streaming of analogue video between a source (computer) and compatible receiver (plasma, LCD, video projector, etc.) VGA, XGA, VXGA definition according to the computer graphic card</p> <p>Female HD15 sockets 1 module Connection by welded connection block</p>
1	<div> <div>White</div> <div>787 57</div> </div> <div> <div>Alumin.</div> <div>792 57</div> </div>	<p>2 modules Connection by screw on connection block</p>
1	<div> <div>White</div> <div>787 74</div> </div>	<p>Female HD15 socket + 3.5 mm Jack 2 modules Connection by screw on connection block</p>
1	<div> <div>White</div> <div>787 59</div> </div>	<p>Female HD15 socket + 5 preconnected BNC sockets RGBHV VGA adaptor, female HD15 base to 5 female BNC sockets 75 Ω</p>

Pack	Cat.Nos	Jack plugs 3.5 mm
1	<div> <div>White</div> <div>787 64</div> </div>	<p>3.5 mm jack connectors can be used to create audio/video links from a portable source</p> <p>Female 3.5 mm jack plug 1 module Connection by screw on connection block</p>
1	<div> <div>Alumin.</div> <div>792 64</div> </div>	<p>Welded 3.5 mm Jack socket 1 module Connection by welded connection block</p>

Pack	Cat.Nos	HD15 amplifier kit + 3.5 mm Jack
1	<div> <div>White</div> <div>787 70</div> </div>	<p>Used to connect audio/video terminals at a distance of more than 20 m The video link is via an HD 15 connector (resolution up to UXGA) The stereo audio link via a 3.5 mm jack</p> <p>The kit comprises: - 1 x 4-module transmitter equipped with an HD15 connector and a 3.5 mm jack - 1 x 4-module receiver equipped with an HD15 connector and a 3.5 mm jack - 1 x 4-module power supply to be connected to the mains and then to the receiver or transmitter</p> <p>The link between the transmitter and receiver is via a network cable cat. 6 (Cat.Nos 327 56). Transmitter and receiver are supplied with an RJ 45 LCS² jack for tool-free connection</p>

Pack	Cat.Nos	Other audio and video sockets
1	<div> <div>White</div> <div>787 68</div> </div> <div> <div>Alumin.</div> <div>792 75</div> </div>	<p>HDMI type A sockets 2-gang Used to transmit high-definition digital audio/video streams between a source (HD-DVD drive, computer, etc) and a compatible receiver (plasma, LCD, etc)</p>
1	<div> <div>White</div> <div>787 69</div> </div>	<p>YUV socket 1 module. Provides the high definition analogue video link for a DVD, PC monitor, plasma screen, etc</p>
1	<div> <div>White</div> <div>787 52</div> </div>	<p>Female 1 RCA socket 1 module. Provides the composite video link for any peripheral device such as a camera, DVD player, video recorder, etc</p>
1	<div> <div>White</div> <div>787 53</div> </div>	<p>Female 2 RCA socket 1 module. Provides the video link for any peripheral device such as a camera, DVD player, video recorder, etc</p>
1	<div> <div>White</div> <div>787 54</div> </div> <div> <div>Alumin.</div> <div>792 54</div> </div>	<p>Female 3 RCA socket 1 module. Provides the composite video and stereo audio link for any peripheral device such as a DVD player, camera, video recorder, videoconferencing, etc</p>
1	<div> <div>White</div> <div>787 58</div> </div>	<p>Female BNC 75 socket 1-gang Provides the composite video link for any peripheral device such as a DVD drive, camera, video recorder, etc</p>
1	<div> <div>White</div> <div>787 63</div> </div>	<p>S-Video socket (4-pin mini-DIN) 1-gang Provides the YC video link for any peripheral device such as a DVD drive, camera, video recorder, videoconferencing, etc</p>

Pack	Cat.Nos	Cords
1	<div> <div>White</div> <div>517 20</div> </div>	<p>HDMI cord Length 10 m. Allows an HDMI plug to be connected to an audio/video terminal (plasma screen, DVD player, etc.) HDMI booster should be used if more than 10 m is required Cat.No 779 30</p>
1	<div> <div>White</div> <div>517 22</div> </div>	<p>HD15 cord + 3.5 mm Jack Length 2 m For connecting an HD 15 video socket and a 3.5 mm audio jack to a terminal (PC, video projector)</p>
1	<div> <div>White</div> <div>779 30</div> </div>	<p>HDMI booster Enables an HDMI link to be extended Consists of 2 female connectors and used in addition to an HDMI cord (for example cord Cat.No 517 20) Does not need an external power supply</p>

Pack	Cat.Nos	Cables
1	<div> <div>White</div> <div>327 80</div> </div>	<p>HDMI cables Length 20 m For connecting HDMI sockets at a distance of up to 10 m</p>
1	<div> <div>White</div> <div>327 81</div> </div>	<p>VGA cables Length 20 m For full pin connection of HD15 plugs</p>

NEW

Legrand cabling system LCS² adapters



695 80



539 49



327 60



517 09

Pack	Cat.Nos	Weatherproof adaptors
		IP 55 - IK 07 Allows all functions to be adapted 2 Mosaic modules for IP 55 operation
10	695 80	Adapter with smoked flap
1	695 79	Adapter with smoked flap lockable by special tool
1	695 81	Adapter for RJ socket ensuring IP 44 waterproofness cable already connected
1	919 45	Locking tool (used for changing vandal-proof screws)
		Soliroc adapter Used for adapting all functions 2 Mosaic modules IK 10 - IP 55
1	778 80	Adapter with flap
1	778 81	Adapter without flap
5	539 49	Hypra adapter IP 55 adapter base

RJ plugs for round cables

Contacts with gold coating 1.2 µm

50	517 01	RJ 11 4 contacts, width 9.65 mm
50	517 02	RJ 12 6 contacts, width 9.65 mm
50	517 03	RJ 45 cat. 5e 8 contacts, width 11.70 mm
50	517 04	9 contacts, width 11.70 mm
50	517 06	RJ 45 sleeves Black
50	517 07	White



Stripping tool

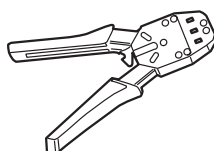
Slits the sheath and releases the conductors by rotation
For twisted pair cables
Does not damage the conductors

1	332 62	Stripper For twisted pair and fibre optic cable
---	--------	---



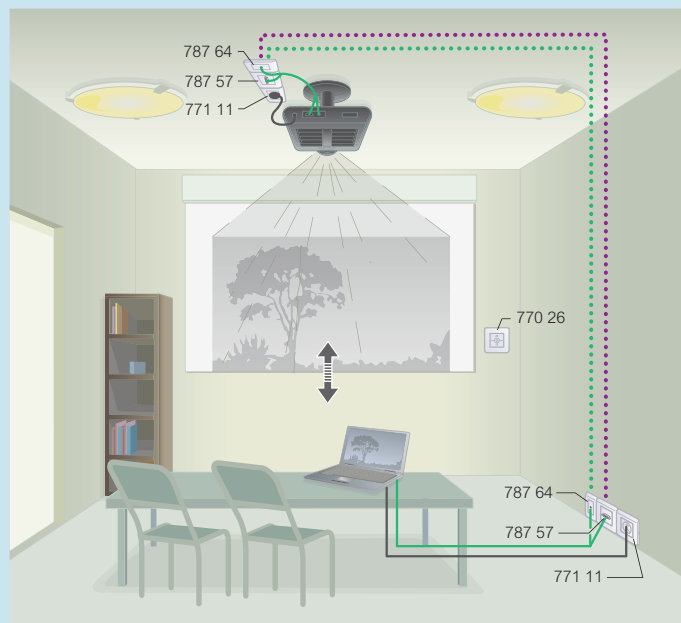
1	327 60	Cutting pliers Cuts wires cleanly without damaging the copper
---	--------	---

Crimping tool for RJ 45 plugs

Used for crimping plugs
RJ 4/6/8/9 contacts
Ratchet control of crimping mechanism. Able to cut and strip cables
Tool with 3 crimping points
High resistance steel material


Legrand cabling system LCS² audio and video sockets

Conference room

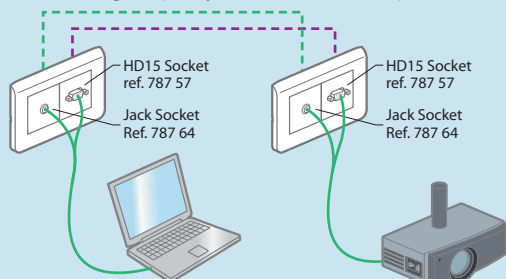


- XGA cable (Cat.No 327 81)
- HD15 cord + 3.5 mm jack (Cat.No 517 22)
- Audio coaxial cable

Video streaming with HD15 and/or DVI sockets
Audio streaming with Jack 3.5 sockets

Standard installation

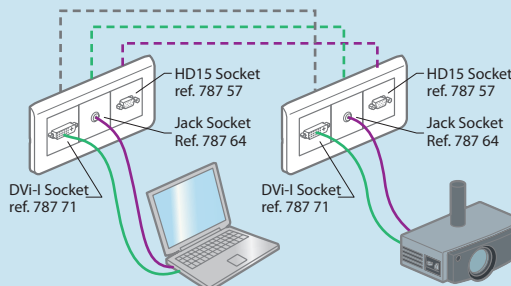
XGA analogue quality video 1280 x 720 pixels



For management of existing PCs

High definition installation

HD digital quality video 1920 x 1080 pixels



Add a DVI link cable to the standard installation for management of new PCs

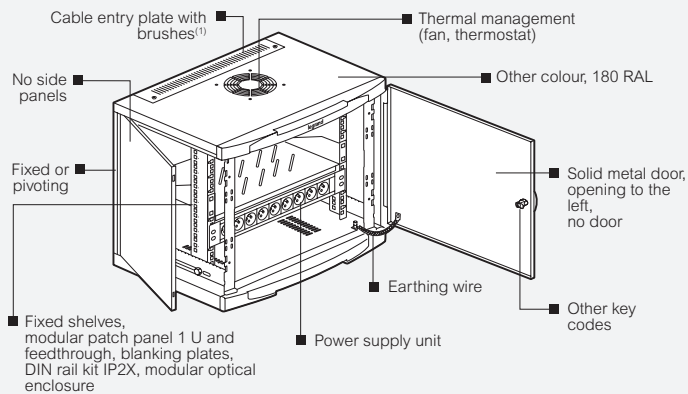
customised 19" LCS2 cabinets and enclosures



Legrand cabling system LCS² 19" LCS² server enclosures

NEW

19" LCS² CABINETS



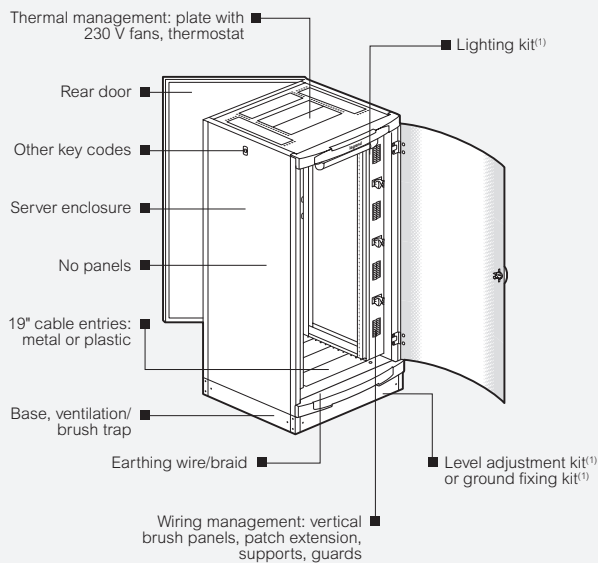
(1) Pivoting cabinets

19" LCS² ENCLOSURES

30 SIZES

Capacity	24 U	29 U	33 U	42 U	47 U
Width	600 or 800 mm				
Depth	600, 800 or 1,000 mm				

ENCLOSURE DEFINITION



(1) Supplied ready for assembly

Option of solid or micro perforated metal doors, screen print glass doors, double doors or no door

Assembling 19" equipment

180 RAL colours available

Contact us for advice

OUR COMMITMENT


Quotation provided within
24 hours

Delivery from
24 days*

Request a quotation with the configurator under "Customised Solutions" at www.legrand.country



463 85



Technical characteristics (p. 90)

IP 20 - IK 08

Enclosures with front and rear metal micro perforated door, can be opened without key

Front door can be fitted with a DIN European cylinder (30 + 10 mm) with option of fitting a handle Cat.No 347 71/72 (see Legrand general catalogue)

Rear door can be fitted with a key barrel Cat.No 368 xx (see Legrand general catalogue)

Removable side panels

Levelling feet adjustable from the inside

Top cable entries in 19" cut-out format, capable of taking 19" plates with brushes, fans, etc.

Open bottom cable entries

Supplied with 4 x 19" uprights with marking of the U and depth adjustment

Enclosures can be dismantled completely where access is difficult

Enclosures can be jointed with kit Cat.No 463 39

Supplied with earthing kit

Charcoal grey RAL 7016

Pack	Cat.Nos	Server enclosures				
1	463 85	Capacity	Height (mm)	Width (mm)	Depth (mm)	Load capacity (kg)
1	463 86	42 U	2026	600	1000	630
		42 U	2026	800	1000	630

Accessories

Set of 4 caster wheels

Set of 4 caster wheels for server cabinet
Load on the 4 wheels: 500 kg

Shelves

Screw-fixing on 4 x 19" uprights

For enclosure depth 1000 mm

Fixed shelf depth 850 mm, max. load 100 kg

Telescopic shelf depth 850 mm, max. load 100 kg

Cable guide supports

Fast screw-free assembly of cable guides (p. 87)

For width 600/800 mm

Fitted between 2 supports Cat.No 464 79

For depth 1000 mm

Pre-cut every 100 mm for height 500 to 200 mm

Earth strap

		Capacity (mm ²)	Fixing spacing (mm)	Ø of holes (mm)
20	347 95	6	200	8,5

Bases, cable inlet plates, thermal management, other accessories (p. 84)

19" equipment, cable management (p. 86)

NEW

Legrand cabling system LCS²

19" LCS² enclosures

enclosures and cabling units



463 18



463 34 + 1 enclosure 463 18
+ 1 extension enclosure 463 30

Legrand cabling system LCS²

Linkeo 19" LCS² enclosures

enclosures and cabling units



463 58 + additional 19" uprights Cat.No 463 73



Technical characteristics (p. 90)

IP 20 - IK 08 Enclosures with reversible curved front door made of screen-printed safety glass. Side and rear removable panels Panels with automatic equipotential connection. Lock with 2433 A key for locking of the 4 sides. Levelling feet adjustable from the inside. Top and bottom cable entries, 19" cut-out format, receive 19" plates with brushes, fans, etc.

Supplied with 4 x 19" uprights with marking of the U and depth adjustment. Option of cable and patch cord management in cabling unit Cat.Nos 463 34/35. Enclosures can be dismantled completely where access is difficult. Enclosures can be linked with kit Cat.Nos 463 37/38/39 Charcoal grey RAL 7016

Pack	Cat.Nos	19" LCS ² enclosures				
1	463 00	Capacity	Height (mm)	Width (mm)	Depth (mm)	Load capacity (kg)
1	463 06	24 U	1226	600	600	240
1	463 12	29 U	1448	600	600	290
1	463 18	33 U	1626	600	600	330
1	463 19	42 U	2026	600	600	420
1	463 21	42 U	2026	600	800	420
1	463 22	42 U	2026	800	800	420
1	463 23	42 U	2026	800	1000	420
1	463 28	47 U	2248	800	800	470
1	463 29	47 U	2248	800	1000	470

19" LCS² extension enclosures

No side panels
Supplied with joining kit

Pack	Cat.Nos	Capacity	Height (mm)	Width (mm)	Depth (mm)	Load capacity (kg)
1	463 30	42 U	2026	600	600	420
1	463 33	42 U	2026	800	800	420

LCS² cabling units

Can be attached to LCS² 42 U enclosures
Easier cable and patch cord management
Width 250 mm
Charcoal grey RAL 7016
For enclosure depth (mm):

1	463 34	600
1	463 35	800

LCS² joining kits

For linking 2 LCS² enclosures
For enclosure depth (mm):

1	463 37	600
1	463 38	800
1	463 39	1000



Technical characteristics (p. 90)

IP 20 - IK 08 Enclosures with reversible front door made of screen-printed safety glass. Removable side and rear panels Panels with automatic equipotential connection 2433 A key for locking of the 4 sides

Levelling feet adjustable from the inside
2 top and bottom cable inlets, 19" cut-out format, receive 19" plates with brushes, fans, etc.

Supplied with 2 x 19" uprights with marking of the U and depth adjustment. Option of cable and patch cord management in cabling unit Cat.Nos 463 75/76

Enclosures can be dismantled completely where access is difficult
Enclosures can be linked with kit Cat.Nos 463 78/79
Grey RAL 7035

Pack	Cat.Nos	Linkeo 19" LCS ² enclosures				
		Capacity	Height (mm)	Width (mm)	Depth (mm)	Load capacity (kg)
1	463 52	33 U	1626	600	600	330
1	463 58	42 U	2026	600	600	420
1	463 59	42 U	2026	600	800	420
1	463 60	42 U	2026	800	600	420
1	463 61	42 U	2026	800	800	420

Linkeo 19" LCS² extension enclosures

No side panels
Supplied with joining kit

Pack	Cat.Nos	Capacity	Height (mm)	Width (mm)	Depth (mm)	Load capacity (kg)
1	463 81	42 U	2026	600	600	420
1	463 84	42 U	2026	800	800	420

Linkeo LCS² cabling units

Can be attached to Linkeo LCS² 42 U enclosures
Easier cable and patch cord management
Width 250 mm
Grey RAL 7035
For enclosure depth (mm):

1	463 75	600
1	463 76	800

Linkeo LCS² joining kits

For linking 2 Linkeo LCS² enclosures
For enclosure depth (mm):

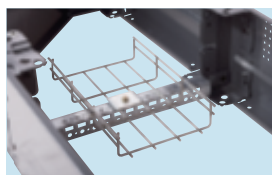
1	463 78	600
1	463 79	800

Linkeo 19" LCS² uprights


Set of 2 additional 19" uprights
33 U
42 U

1	463 72	33 U
1	463 73	42 U

Legrand cabling system LCS² enclosure plinths



Stay plate 476 93
with cable guide




Kit 464 52 consisting of 4 corner blocks
and solid traps at front/rear



464 61



464 63



464 66


Legrand cabling system LCS² cable entries and thermal management for enclosures



465 29



465 32



465 38



Technical characteristics (p. 91)

Pack	Cat.Nos	Enclosure plinths
		Open on 4 sides Charcoal grey RAL 7016
		Plinth kits Consisting of 4 corner blocks and plain traps at front / rear Side traps to be ordered separately For enclosure width (mm):
1	Height 100 464 50	600
1	Height 200 464 52	800
	464 51 464 53	
		Sets of 2 plain side traps Traps height 100 mm Order 2 sets for a plinth height of 200 mm (Cat.Nos 464 52/53) For enclosure depth (mm):
1	464 54	600
1	464 56	800
1	464 58	1000
		Ventilated traps 1 trap height 100 mm For enclosure width/depth (mm):
1	464 60	600
1	464 61	800
		Traps with brush 1 trap height 100 mm For enclosure width/depth (mm):
1	464 62	600
1	464 63	800
1	464 64	Plinth for cabling units Assembled at front and/or rear between the bases of associated enclosures Trap height 100 mm. Double the number of traps for a height of 200 mm Charcoal grey RAL 7016

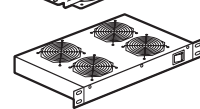
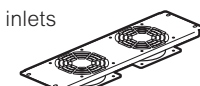
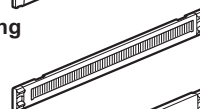
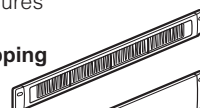
1		Cross bar Fixed between 2 corner blocks of the plinth For fixing cable trays crossing 2 associated cabinets For enclosure depth (mm):
1	476 93	600
1	476 94	800
1	476 95	1000

1	464 66	Linking interface Protection allowing enclosure base and cable duct to be linked Supplied with weatherproof brush Reversible cover with cut-outs ensuring a high-quality finish Height 200 mm Charcoal grey RAL 7016 For enclosure depth 600 mm
---	--------	--



Technical characteristics (p. 91)

Pack	Cat.Nos	19" cable entry plates
		19" cable entry plates for enclosures Black RAL 9005
1	465 28	Plastic with brushes, direct clipping 1 U
1	465 29	2 U
1	465 32	Solid plastic, direct clipping 1 U
1	465 33	2 U
1	465 30	Metal with brushes, quick-fixing 1 U
1	465 31	2 U
1	465 38	Solid metal, quick-fixing 1 U
1	465 39	2 U
1	465 40	3 U
1		Thermal management
		19" 3 U plates with fans Fixed to the enclosure 19" cable inlets or on 19" uprights 2 x 230 V~ fans 3 x 230 V~ fans
1	464 87	
1	464 88	
		1 U ventilation drawers For circulation of internal air Fit onto 2 x 19" uprights On/off switch
1	464 89	19" Ventilation shelf with 2 fans - depth 150 mm
1	464 90	19" Ventilation shelf with 4 fans - depth 300 mm
1	348 48	Thermostat Adjustable from 5 to 60 °C, 12 V to 250 V~ NO contact (10 A) and NC contact (5 A) Fixed by magnet



NEW

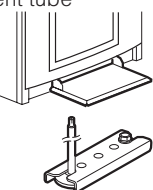
Legrand cabling system LCS² accessories and document holders for enclosures



365 81

365 82

Pack	Cat.Nos	Accessories
1	464 83	Set of 4 caster wheels for LCS ² enclosure (excludes server enclosure)
1	464 85	Maximum permissible load on the 4 casters: 380 kg Lighting kit with switch Supplied with 230 V~ - 8 W fluorescent tube
1	464 84	Fixing 19" - 1 U Anti-tilt kit Stabilises the enclosure when extracting heavy products (servers)
1	464 86	Floor fixing kit Enables a enclosure to be fixed permanently into the ground



		Self-adhesive document holders for plans				
		Open - RAL 7035				
		Ext. dimensions		Int. dimensions		
		Height (mm)	Width (mm)	Height (mm)	Width (mm)	Depth (mm)
20	365 80	235	340	200	310	18
20	365 81	165	260	130	230	18
		Closed - RAL 9002				
		Hard, plastic, IP 50				
		Int. dimensions: 324 x 120 x 18 mm				
		Transparent				
		Soft plastic, A4 - 305 x 220 mm				
10	097 99					



473 62 + 472 72 + 482 20

473 63 equipped



Technical characteristics (please refer to Legrand catalogue 2010)

Pack	Cat.Nos	19" 42 U Altis enclosures																																			
		Protection against dust, water, knocks in demanding environments - IP55 - IK10 For loads up to 720 kg Reversible door 4-point locking with double bar (barrels: please refer to Legrand catalogue 2010) Removable rear panel Cable entries at bottom 19" uprights and side panels to be ordered separately Compatible with 19" LCS ² equipment Cat.Nos 331 35 and 464 80 (see p. 87) Grey RAL 7035																																			
		Enclosures with framed glass door Coloured toughened glass																																			
		<table><tr><th colspan="3">Dimensions</th><th colspan="2">Window dim.</th><th rowspan="2">Weight (kg)</th></tr><tr><th>Height (mm)</th><th>Width (mm)</th><th>Depth (mm)</th><th>Height (mm)</th><th>Width (mm)</th></tr><tr><td>1</td><td>473 62</td><td>2000</td><td>600</td><td>600</td><td>91.7</td></tr><tr><td>1</td><td>473 63</td><td>2000</td><td>800</td><td>600</td><td>110.4</td></tr><tr><td>1</td><td>473 91</td><td>2000</td><td>600</td><td>800</td><td>95.2</td></tr><tr><td>1</td><td>473 92</td><td>2000</td><td>800</td><td>800</td><td>114.6</td></tr></table>	Dimensions			Window dim.		Weight (kg)	Height (mm)	Width (mm)	Depth (mm)	Height (mm)	Width (mm)	1	473 62	2000	600	600	91.7	1	473 63	2000	800	600	110.4	1	473 91	2000	600	800	95.2	1	473 92	2000	800	800	114.6
Dimensions			Window dim.		Weight (kg)																																
Height (mm)	Width (mm)	Depth (mm)	Height (mm)	Width (mm)																																	
1	473 62	2000	600	600	91.7																																
1	473 63	2000	800	600	110.4																																
1	473 91	2000	600	800	95.2																																
1	473 92	2000	800	800	114.6																																
		Set of 2 side panels For enclosures																																			
		<table><tr><th>Height (mm)</th><th>Depth (mm)</th></tr><tr><td>1</td><td>472 72</td><td>2000</td><td>600</td></tr><tr><td>1</td><td>472 75</td><td>2000</td><td>800</td></tr></table>	Height (mm)	Depth (mm)	1	472 72	2000	600	1	472 75	2000	800																									
Height (mm)	Depth (mm)																																				
1	472 72	2000	600																																		
1	472 75	2000	800																																		
		19" uprights Set of 2 42 U uprights (perforations 9.5 x 9.5 mm) Supplied with mounting lugs and screws Mounting in enclosures possible width 600 or 800 mm																																			
		Interior assembly kit - IP 55 for a 1000 kg/m³ load Set consisting of - 4 brackets - 2 joining feet - 1 gasket																																			
		M 14 lifting rings Set of 4 rings For a load of 1000 kg/m ³																																			

Plinths for Altis enclosures
(please refer to Legrand catalogue 2010)

Cable entry plates for Altis enclosures
(please refer to Legrand catalogue 2010)

Ventilation drawers (p. 84)

Legrand cabling system LCS²

19" LCS² equipment

for enclosures and Altis



Pack	Cat.Nos	Fixed shelves
		Black RAL 9005
		Quick fixing on 2 x 19" uprights
		Screw-free mounting
		Max. load 15 kg
		Height 2 U
1	465 00	Depth 115 mm
1	465 01	Depth 200 mm
1	465 02	Depth 360 mm
		Quick fixing on 4 x 19" uprights
		Fits exclusively on LCS ² enclosures (except server enclosures)
		Max. load 50 kg
1	465 05	Depth 450 mm
1	465 06	For enclosure depth 600 mm
1	465 07	Depth 650 mm
		For enclosure depth 800 mm
		Depth 850 mm
		For enclosure depth 1000 mm
		Screw fixed on 4 x 19" uprights
		Fits on all enclosures
		Max. load 100 kg
1	465 17	Depth 850 mm
		For enclosure depth 1000 mm

		Telescopic shelves
		Black RAL 9005
		Quick fixing on 4 x 19" uprights
		Fits exclusively on LCS ² enclosures (except server enclosures)
		Max. load 50 kg
1	465 08	Depth 450 mm
1	465 09	For enclosure depth 600 mm
1	465 10	Depth 650 mm
		For enclosure depth 800 mm
		Depth 650 mm
		For enclosure depth 1000 mm
		Screw fixed on 4 x 19" uprights
		Fits on all enclosures
		Max. load 100 kg
1	465 18	Depth 850 mm
		For enclosure depth 1000 mm

		Sliding rails
		Set of 2 fixed brackets
		Fit onto 4 x 19" uprights
		Max. load: 50 kg
1	465 11	For enclosure depth 600 mm
1	465 12	For enclosure depth 800 mm
1	465 13	For enclosure depth 1000 mm

		Keyboard shelf
1	465 19	Screw fixed on 4 x 19" uprights
		For enclosure depth ≥ 800 mm
		Max. load 50 kg
		Accommodates:
		- a computer screen
		- a keypad on the retractable support
		- a mouse on a sliding shelf with integrated mat
		Area for mouse or CD. Black RAL 9005

Pack	Cat.Nos	230 V~ power supply units
		Reversible front, rear and side mounting on 19" uprights
		Connection by 2.5 mm ² terminal block
		Provide a 2 U space
		Supplied with screws
		Socket units
		9 x 2P+E black sockets
		6 x 2P+E black sockets
		6 x 2P+E white sockets with switch with indicator
		6 x 2P+E white sockets + 16 A double-pole circuit breaker
1	332 87	6 x 2 P + E tamperproof sockets for uninterruptible power supply (UPS)
1	465 60	19" power supply unit 9 sockets 2P+E Schuko
1	465 62	19" power supply unit 6 sockets 2P+E Schuko
		Voltage surge protector unit
		6 x white 2P+E sockets + surge protector and switch with indicator
		Maintains sockets energized after a mains overvoltage or lightning strike
		Interchangeable surge suppressor module
		Ensures continuity of service
		Replacement module for surge suppressor
		For replacing the module after use
1	775 41	
		Modular unit
		Takes 16 Mosaic modules
1	332 79	

		DIN rail kit IP 2X
1	465 45	For Lexic modular appliances
		Fits directly onto 19" uprights
		Capable of taking up to 7 x Mosaic 2P+E sockets at the rear
		Composed of:
		- metal box
		- 3 x DIN profile rails
		4 modules
		- terminal block for protection conductors
		- a 2 U faceplate
		- 3 blanking plates
		- 9 cable entry glands
		Height 2 U
		Black RAL 9005
		Compatible with EMC requirements



10" LCS² cabinets


see p. 89

NEW

Legrand cabling system LCS² LCS² cable management



464 80




464 81



331 35

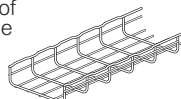
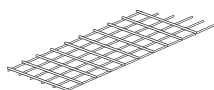


465 32



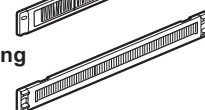
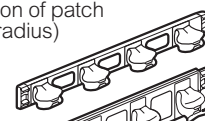
465 38

Pack	Cat.Nos	Enclosure cable and patch cord management
		Set of 3 cable management supports Fixing on structure Fast assembly of cable trays without screws For enclosure width/depth 600 mm Fixing centre: 508 mm
1	464 72	
1	464 73	For enclosure width/depth 800 mm Fixing centre: 708 mm
1	464 74	For enclosure depth 1000 mm Fixing centre: 908 mm
		Flat cable trays Fast mounting on the supports without screws. 250 mm width
1	464 76	For 33 U enclosures
1	464 77	For 42 U enclosures
		Cable trays For ducting cables can be fixed ; in plinth with 476 93/94/95 on top of server cabinet 464 78/79 inside the cabinet 464 72/73/74
1	464 69	3000 x 200 x 54 mm
1	464 70	3000 x 400 x 54 mm
		Cable management grille For 42 U enclosures,width 800 mm Fits onto 19" uprights
1	331 35 ⁽¹⁾	Guard with articulated bolts Dimensions : 1560 x 100 x 150 mm
		Vertical cable manager For 42 U enclosures, width 800 mm Fits onto 19" uprights
1	464 80 ⁽¹⁾	Set of 2 vertical panels with brush feed through Supplied with 10 cable management rings Cat.No 465 42, 3 cable ties Cat.No 331 94, 3 cable ties Cat.No 331 95 and 3 cable ties Cat.No 331 96 Black RAL 9005



Self-locking cable ties and tightening indicator (see Legrand catalogue)

Pack	Cat.Nos	Enclosure cable and patch cord management (continued)
		Vertical extension For 42 U enclosures, width 800 mm Fits onto 19" uprights Set of 2 vertical trim plates to increase the capacity with 12 U For installing 19" panels, DIN rail kit, power supply units, etc. Supplied with 8 cable management rings 2 U Cat.No 465 42 Black RAL 9005
1	464 81	
		19" management panels For organisation and circulation of patch cords Black RAL 9005
		Metal, 2 axes, quick-fixing Horizontal and front to back with round shaded plastic rings for optimum protection of patch cords (respecting the curvature radius)
1	465 22	1 U
1	465 23	2 U
		Plastic with brushes, direct clipping
1	465 28	1 U
1	465 29	2 U
		Metal with brushes, quick-fixing
1	465 30	1 U
1	465 31	2 U
		19" blanking plates Black RAL 9005
1	465 32	1 U
1	465 33	2 U
		Solid plastic, direct clipping
1	465 38	1 U
1	465 39	2 U
1	465 40	3 U
		Solid metal, quick-fixing
		Cable management rings Direct clipping front structural uprights of fixed cabinets 9 U to 21 U (Cat.No 465 41 only) and central upright of cabinets depth 580 mm
4	465 41	1 U, plastic. Useable section 1890 mm ²
4	465 42	2 U, plastic. Useable section 4.070 mm ²
		Fixing accessories Set of 50 cage-nuts, 50 plastic washers and 50 x M6 screws With 8.5 mm cage nuts With 9.5 mm cage nuts
1	364 53	
1	364 54	



(1)Can also be installed in 19" Altis width 800 mm


Customised 19" LCS² enclosures

Please consult Legrand


Legrand cabling system LCS² 19" LCS² cabinets and accessories



462 01



462 11



Pivoting cabinet 462 11



465 01



Technical characteristics (p. 94)

IP 20 - IK 08

With reversible curved print screen glass safety door

Pivoting side panels, tool-free removal from inside

Lock closure with key 2433 A

Supplied with 2 x 19" uprights with depth adjusting aid

Supplied with earthing kit

Top and bottom grilles for natural ventilation, capable of taking a fan in the high part

Charcoal grey RAL 7016

Pack	Cat.Nos	Wall-mounting 19" LCS ² cabinets			
		Easier cable management: ability to fix cable guide connecting rings Cat.Nos 465 41/42 (p. 87) and cable ties (see Legrand catalogue) DLP format cable entries at the top and bottom, bendable, with ability to attach cables using cable ties Rear pre-cut cable entries			
		Cabinet depth 400 mm			
		Capacity	Width (mm)	Height (mm)	Load capacity (kg)
1	462 00	6 U	600	350	18
1	462 01	9 U	600	500	27
1	462 02	12 U	600	600	36
1	462 03	16 U	600	800	48
		Cabinet depth 580 mm			
1	462 06	9 U	600	500	27
1	462 07	12 U	600	600	36
1	462 08	16 U	600	800	48
1	462 09	21 U	600	1000	63

Pack	Cat.Nos	Pivoting 19" LCS ² cabinets			
		Cabinets composed of: - base (wall fixing) - pivoting object allowing free access to the rear of the cabinet to facilitate installation and maintenance Reversible pivoting direction Full cable entry plate at top and bottom, a brush plate can be fitted Cat.No 462 55			
		Cabinet depth 600 mm			
		Capacity	Width (mm)	Height (mm)	Load capacity (kg)
1	462 11	9 U	600	500	27
1	462 12	12 U	600	600	36
1	462 13	16 U	600	800	48
1	462 14	21 U	600	1000	63

Pack	Cat.Nos	Fixed shelves	
		Quick fixing without screws Max. load 15 kg Black RAL 9005	
1	465 00	Quick fixing on 2 x 19" uprights Depth 115 mm	
1	465 01	For cabinets depth 400, 580 and 600 mm Depth 200 mm	
1	465 02	For cabinets depth 400, 580 and 600 mm Depth 360 mm For cabinets depth 580 and 600 mm	

Pack	Cat.Nos	Thermal management	
		Fan 2.5 m power supply cable	
1	462 60	230 V~ fan	
1	348 48	Thermostat Adjustable from 5 to 60 °C, 12 V to 250 V~ NO contact (10A) and NC contact (5 A) Fixed by magnet	

Pack	Cat.Nos	Cable entry	
1	462 55	Cable entry plate with brush For pivoting cabinets	

Pack	Cat.Nos	Accessories	
1	462 64	Set of 4 caster wheels for assembly on pivoting cabinets Total load permissible on the 4 casters: 120 kg	

19" LCS² power supply units (see p. 86)



19" management panels

see p. 87

NEW

Legrand cabling system LCS² Linkeo 19" LCS² cabinets



462 42

Compatible with
19" LCS² cabinet
equipment



462 70

IP 20 - IK 08

Wall-mounting cabinets with reversible flat glass safety door with integrated lock

Supplied with 2 x 19" uprights adjustable in depth

Cable entry at top adjustable with foam seal

Rear and bottom cable entries equipped with blanking plates

High grilles for natural ventilation capable of taking the fan kit

Cat.No 462 70

Supplied with earthing kit

Cabinets compatible with 19" LCS² cabinet equipment

(except cable management rings)

Grey RAL 7035

Pack	Cat.Nos	Linkeo 19" LCS ² wall-mounting cabinets					
		Capacity	Height (mm)	Width (mm)	Depth (mm)	Net weight (kg)	Load capacity (kg)
1	462 30	6 U	367	600	400	18	18
1	462 31	9 U	500	600	400	20	27
1	462 42	12 U	625	600	600	30	36
1	462 43	16 U	810	600	600	36	48

Pack	Cat.Nos	Linkeo LCS ² fan kit
1	462 70	Kit contains: - 2 fans - 1 thermostat - ON/OFF switch Supplied with 2.3 m cable Power supply 230 V~ - 50/60 Hz

Legrand cabling system LCS² 10" LCS² cabinet for small business



462 20



335 92



462 23

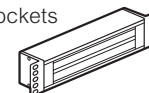
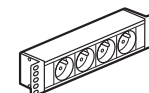


462 24



Technical characteristics (p. 94)

Pack	Cat.Nos	10" LCS ² cabinet			
		300 mm depth cabinet			
		Compact cabinet suitable for small business applications up to 36 RJ 45 sockets			
		IP 20 – IK 08			
		Equipped with:			
		-1 reservable curved door made of safety glass			
		-2 side panels removable from inside			
		-key locking n 2433A			
		-2 depth adjustable uprights			
		-top and bottom cable entries to DLP trunking system format			
		-pre-cut back cable entries			
		-top and bottom perforations for natural ventilation			
		Charcoal grey RAL 7016			
1	462 20	Capacity 6 U	Width (mm) 314	Height (mm) 352	Load capacity (kg) 12
		10" equipments			
1	335 92	Modular empty panel			
		10" panel - 1 U			
		For up to 2 connector units or 2 fibre optic units (p. 74)			
1	462 23	Fixed shelf 1 U			
		Depth 120 mm			
		max. load. 10 kg			
1	462 24	230 Vac power supply units			
		4 x 2P+E sockets			
1	462 25	To be equipped with Mosaic 2P+E sockets			
		Capacity: 8 modules			
1	462 26	4 x 2P+E Schuko sockets, black			



Legrand cabling system **LCS²**

19" **LCS²** enclosures and server enclosures

■ General characteristics

Metallic extendable enclosures. RAL 7016 textured polyester coating providing excellent resistance to corrosion and scratching
Front glass safety door, front and rear micro perforated metal doors for server enclosures
Protection index (weatherproof) against solid objects and liquids: IP 20. Protection index against mechanical shocks: IK 08
Perforations in 19" uprights: 9.5 x 9.5 mm
Permissible load: 10 kg/U (or 420 kg for a 42 U enclosure), 15 kg/U for server enclosure

■ Compliance with standards

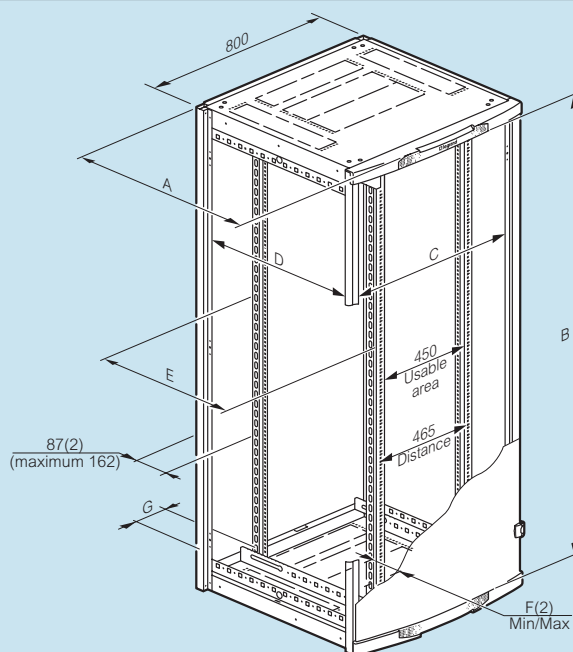
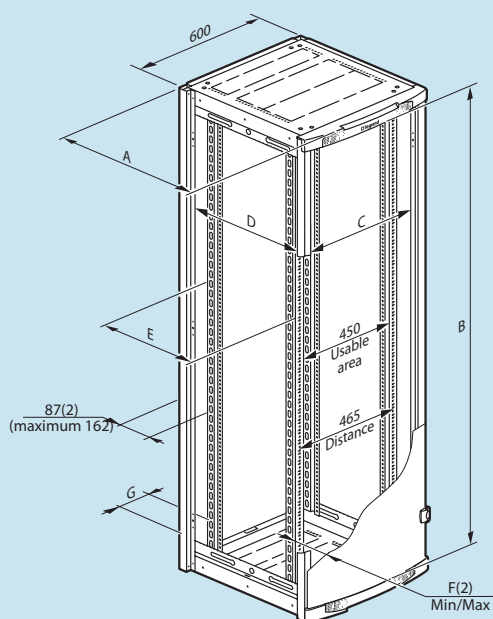
LCS² enclosures comply with the following standards:

IEC 60529 EN 60529	(NF C 20-010) Degrees of protection provided by enclosures (IP code)
IEC 62262 EN 62262	(NF EN 50102, NF C 20-015) Degree of protection provided by enclosures of electrical equipment against external mechanical impacts (IK code)
IEC 60950-1 EN 60950-1 C 77-210-1	Safety of data processing equipment
EIA-310-D	Cabinets, enclosures, panels and associated equipment (ANSI/EIA/310-D-1992)
IEC 60297-1 and 2 DIN 41414-7	(NF C 20-150, NF C 20-151) Sizes of mechanical structures of the 482.6 mm (19 in) series
IEC 60917-1 EN 60917-1	Modular order for the development of mechanical structures for electronic infrastructures
IEC 60917-2-1 EN 60917-2-1	Modular order for the development of mechanical structures for electronic infrastructures Coordination dimensions for infrastructure interfaces in widths of 25 mm (enclosure and frame dimensions)

LCS² enclosures can be integrated into installations complying with the following standards:

EN 50173-1	Information technology - Generic cabling systems
EN 50174-1 & 2 C 90-480-1 & 2	Information technology - Cabling installation.
ISO IEC 11801	Information technology - Generic cabling for customer premises
NF C 15-100 Part 4-41	Low voltage electrical installations - recommendations

■ Useable dimensions

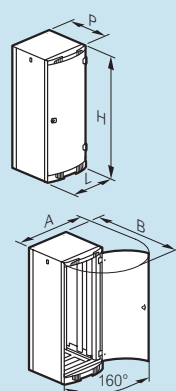


■ Overall dimensions (mm)

Cat.Nos	Capacity	A	Usable area			E	F ⁽¹⁾		G
			B	C	D		Min.	Max.	
463 00	24 U	645	1085	490	490	425	118	193	44
463 06	29 U		1307						
463 12	33 U		1485						
463 18/30	42 U	1886	690	890	825	122	197	144	144
463 19									
463 21									
463 22/33									
463 23	47 U	2108	890	890	825	825	825	825	825
463 28									
463 29									

Server enclosures

Cat.Nos	Capacity	H ⁽²⁾	L	P	A	B
463 85	42 U	2026	610	1092	1138	1608
463 86	42 U	2026	810	1092	1525	1808



Cat.Nos	Capacity	H ⁽²⁾	L	D	A	B
463 00	24 U	1226	610	645	1138	1208
463 06	29 U	1448				
463 12	33 U	1626				
463 18/30	42 U	2026	810	845	1525	1808
463 19						
463 21						
463 22/33						
463 23	47 U	2248	1045	1045	1608	1808
463 28						
463 29						

Server enclosures

Cat.Nos	Capacity	A	Usable area			E	F ⁽²⁾		G
			B	C	D		Min.	Max.	
463 85	42 U	1092	1886	490	890	825	122	197	44
463 86	42 U	1092	1886	690	890	825	122	197	144

(1) Continuous adjustment with adjustments in widths of 12.5 mm

(2) Without adjustment levelling feet (+17 to 50 mm with feet)

Legrand cabling system **LCS²**

19" **LCS²** enclosures, server enclosures and accessories

■ LCS² cable entries (mm)

Pre-cut at the top and bottom in 19" format (useable area 451 mm)

	Width 600	Width 800
Depth 600		
Depth 800		
Depth 1000	-	

■ LCS² server enclosure cable entries (mm)

Pre-cut at the top in 19" format (useable area 451 mm)
Bottom central cut (805 x 450 mm)

	Top	Bottom
Width 600		
Width 800		

■ Weight enclosures (kg)

Weights shown correspond to net weight (without packaging)

Cat.Nos	Weight Enclosure	Weight Extension enclosure
463 00	69	-
463 06	77	-
463 12	84	-
463 18/30 (ext)	99	72
463 19	110	-
463 21	114	-
463 22/33 (ext)	127	90
463 23	151	-
463 28	138	-
463 29	163	-

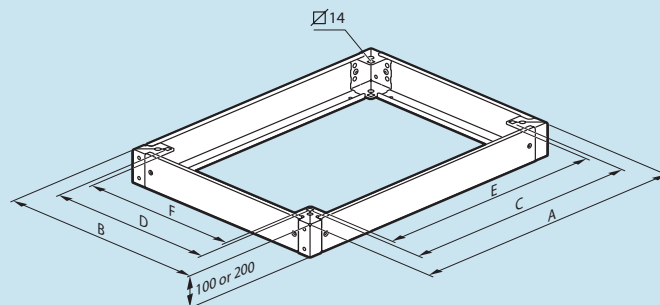
■ Weight server enclosures (kg)

Weights shown correspond to net weight (without packaging)

Cat.Nos	Weight Enclosure
463 85	155
463 86	166

■ Enclosure bases (mm)

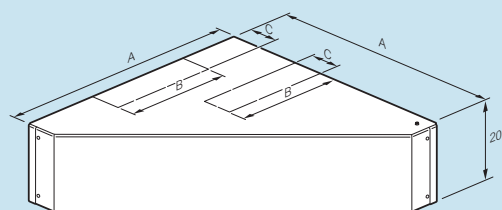
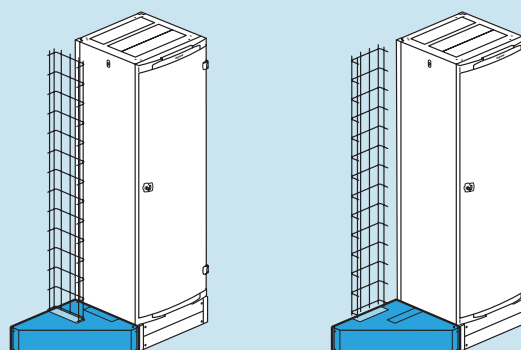
Base kit + side traps



Enclosure dim. Width x Depth	Overall		Mounting		Usable area	
	A	B	C	D	E	F
600 x 600	599	599	478	478	449	449
600 x 800	599	799	478	678	449	649
800 x 600	799	599	678	478	649	449
800 x 800	799	799	678	678	649	649
600 x 1000	599	999	478	878	449	849
800 x 1000	799	999	678	878	649	849

■ Linking interface (mm)

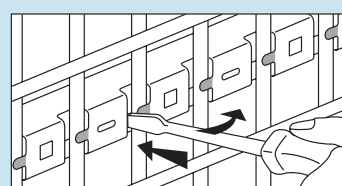
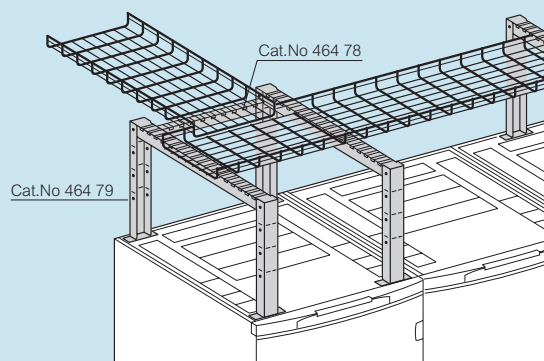
Left or right assembly of a enclosure fitted with a 200 mm high base
Reversible interface cover



Enclosure dim. Depth	A	B	C
600	595	435	120

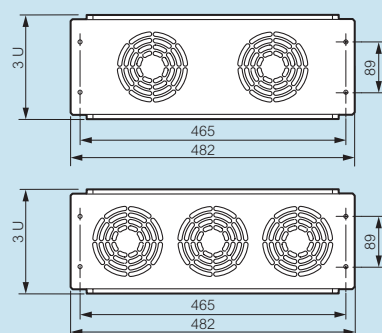
Legrand cabling system **LCS²** Enclosure accessories **19" LCS²** (continued)

■ Supports for cable guides on server enclosures



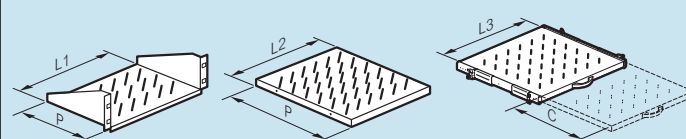
Cable guides can be installed quickly on the supports Cat.Nos 464 72/73/74/78/79

■ 19" plates with fans (mm)



Cat.Nos	Ventilation zone		
	Number of fans	Section (cm ²)	Output (m ³ /h)
464 87	2	114	180
464 88	3	172	270

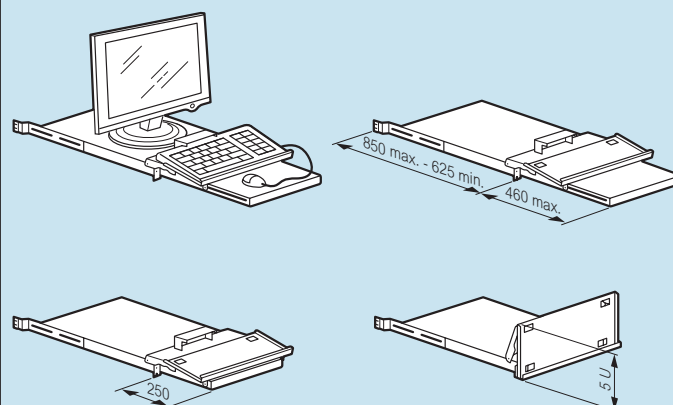
■ Shelves (mm)



Cat.Nos	D	Useable width			C
		L1	L2	L3	
465 00	115	430			
462 23 ⁽¹⁾	120	216			
465 01	200	430			
465 02	360	430			
465 05	450		435		
465 06	650		435		
465 07	850		435		
465 08	450			425	320
465 09	650			425	420
465 10	650			425	420
465 17	850		435		
465 18	850			425	420

(1) Fixing centre 236.5 mm

■ Keyboard support shelf (mm)



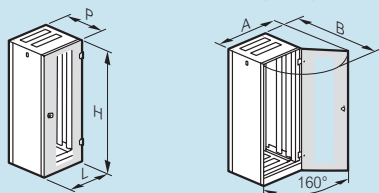
Legrand cabling system **LCS²** Linkeo 19" **LCS²** enclosures

■ General characteristics

Metallic extendable enclosures
RAL 7035 textured polyester coating providing excellent resistance to corrosion and scratching
Front glass safety door
Protection index (weatherproof) against solid objects and liquids: IP 20
Protection index against mechanical shocks: IK 08
Perforations in uprights: 9.5 x 9.5 mm
Permissible load: 10 kg/U (or 420 kg for a 42 U cabinet)

■ Compliance with standards: identical to 19" LCS² enclosures

■ Overall dimensions (mm)



Cat.Nos	Capacity	H ⁽¹⁾	L	D	A	B
463 52	33 U	1626	610	635	1138	1208
463 58/81	42 U	2026		835		1525
463 59			810	635	1608	
463 60				835		
463 61/84						

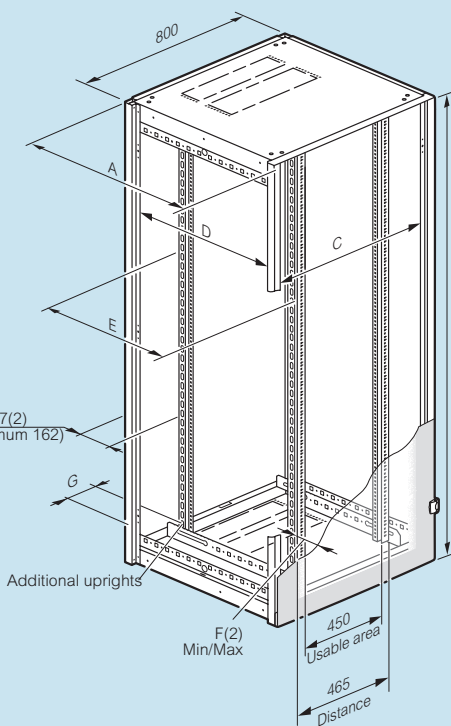
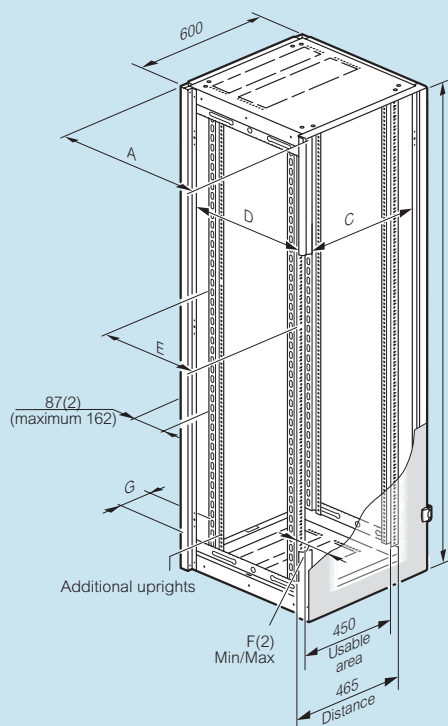
(1) Without adjustment levelling feet (+17 to 50 mm with feet)

■ Cable entries (mm)

Pre-cut at the top and bottom in 19" format (useable area 451 mm)

	Width 600	Width 800
Depth 600		
Depth 800		

■ Useable dimensions (mm)



■ Weight (kg)

Weights shown correspond to net weight (without packaging)

Cat.Nos	Weight Enclosure	Weight Extension enclosure
463 52	82	-
463 58/81 (ext)	95	67
463 59	106	-
463 60	113	-
463 61/84 (ext)	126	92

Cat.Nos	Capacity	A ⁽¹⁾	Usable area			E	F ⁽²⁾		G
			B	C	D		Min.	Max.	
463 52	33 U	635	1485	490	490	425	94	169	44
463 58/81	42 U		1886		690	625			
463 59		835		490	425	144			
463 60		635		690	625				
463 61/84		835							

(1) Overall dimensions

(2) Continuous adjustment with adjustments in widths of 12.5 mm

Legrand cabling system LCS²

LCS² 19" and 10" cabinets

General characteristics

Metallic wall- mounting cabinets
RAL 7016 textured polyester coating providing excellent resistance to corrosion and scratching
Front safety glass door
Protection index (weatherproof) against solid objects and liquids: IP 20
Protection index against mechanical shocks: IK 08
Permissible load: 3 kg/U (or 48 kg for a 19" cabinet 16 U)
12 kg for the 10" cabinet 6 U

Compliance with standards

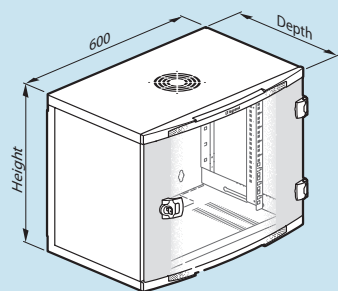
LCS² cabinets comply with the following standards:

IEC 60529 EN 60529	(NF C 20-010) Degrees of protection provided by enclosures (IP code).
IEC 62262 EN 62262	(EN 50102, NF C 20-015) Degrees of protection provided by enclosures of electrical material against external mechanical impacts (IK code).
IEC 60950-1 EN 60950-1 C 77-210-1	Safety of data processing equipment.
EIA-310-D	Cabinets, enclosures, panels and associated equipment (ANSI / EIA / 310-D-1992).
IEC 60297-1 & 2 DIN 41414-7	(NF C 20-150, NF C 20-151) Sizes of mechanical structures of the 482.6 mm (19 in) series

LCS² cabinets can be integrated into installations complying with the following standards:

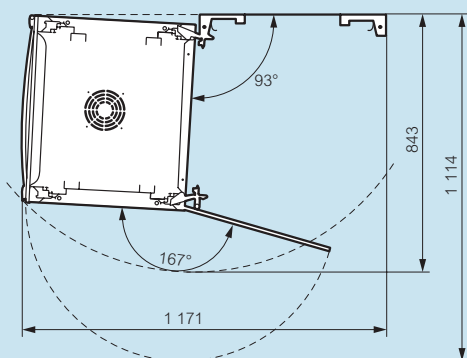
EN 50173-1	Information technology - Generic cabling systems.
EN 50174-1 & 2 C 90-480-1 & 2	Information technology - Cabling installation.
ISO IEC 11801	Information technology - Generic cabling for customer premises
NF C 15-100 Part 4-41	Low voltage electrical installations - Recommendations.
UTE C90-483	Residential cabling for communication networks

Overall dimensions (mm)

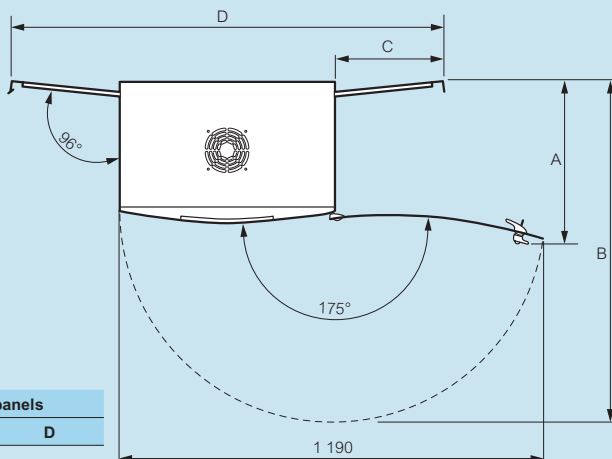


	Cat.Nos	Capacity	Height	Width	Depth
Fixed 19" cabinets	462 00	6 U	350	600	400
	462 01	9 U	500		
	462 02	12 U	600		
	462 03	16 U	800		
	462 06	9 U	500		580
	462 07	12 U	600		
	462 08	16 U	800		
	462 09	21 U	1000		
19" pivoting cabinets	462 11	9 U	500	600	600
	462 12	12 U	600		
	462 13	16 U	800		
	462 14	21 U	1000		
10" cabinet	462 20	6 U	352	314	300

Pivoting bottom opening

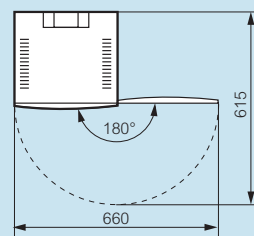


Front opening door and side panels



	Cat.Nos	Open doors		Open panels	
		A	B	C	D
Fixed 19" cabinets	462 00	400	962	305	1205
	462 01				
	462 02				
	462 03				
	462 06	580	1140	482.5	1565
	462 07				
	462 08				
	462 09				
19" pivoting cabinets	462 11	600	1179	482.5	1565
	462 12				
	462 13				
	462 14				

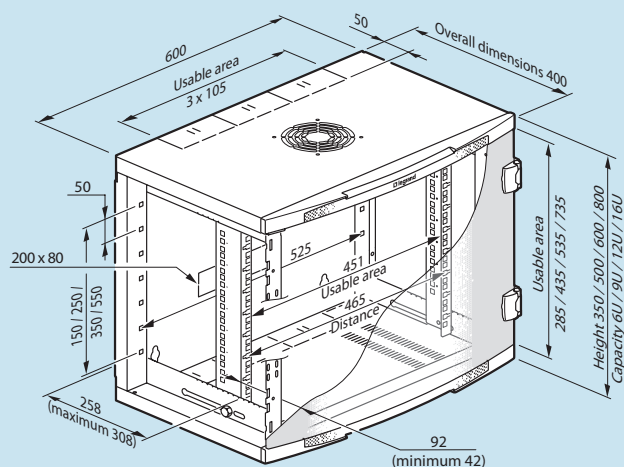
10" cabinet door opening Cat.No 462 20



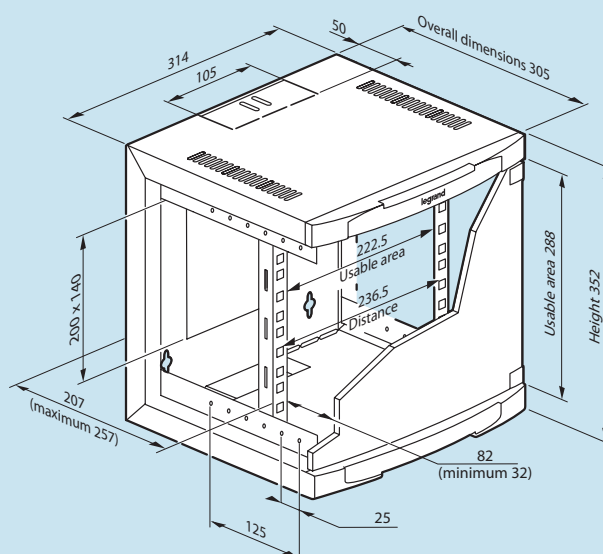
Legrand cabling system **LCS²** **LCS² 19" and 10" cabinets**

■ Useable dimensions (mm)

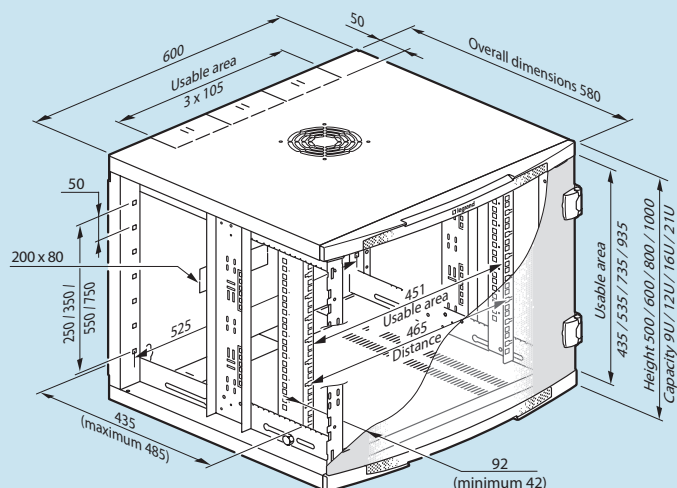
Fixed 19" LCS² cabinets depth 400 mm



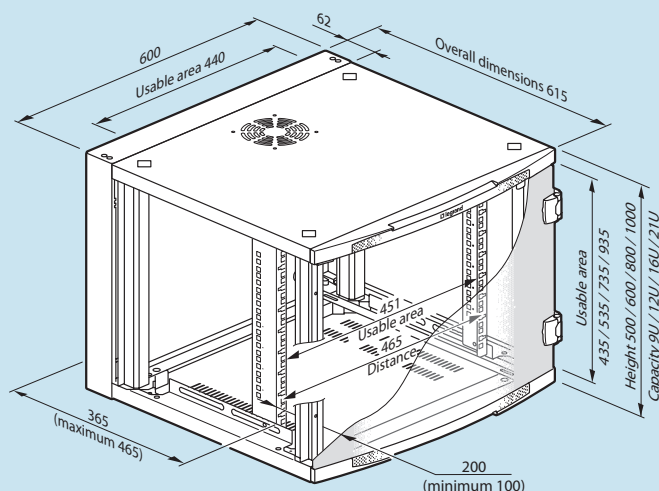
10" LCS² cabinet depth 300 mm



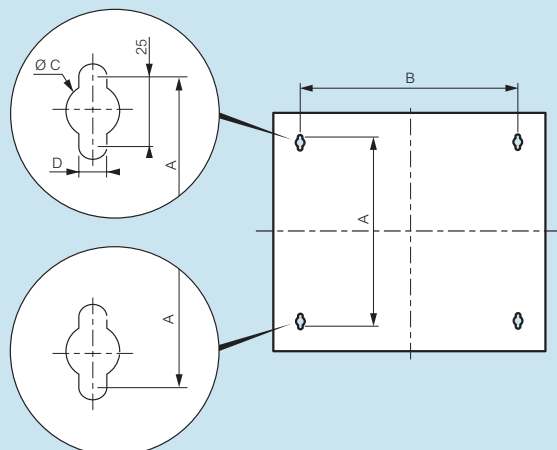
Fixed 19" LCS² cabinets depth 580 mm



19" LCS² pivoting cabinets depth 600 mm



■ Fixing of cabinets (mm)



	Capacity	A	B	C	D
Fixed 19" cabinets	6 U	275	408	20	11
	9 U	425			
	12 U	525			
	16 U	725			
	21 U	925			
19" pivoting cabinets	9 U	425	500	18	9
	12 U	525			
	16 U	725			
10" cabinets	21 U	925	250	15	6.5
	6 U	275			

■ Weight (kg)

	Cat.Nos	Weight
Fixed 19" cabinets	462 00	16.7
	462 01	20.4
	462 02	22.8
	462 03	26
	462 06	25.7
	462 07	32.7
	462 08	41.5
	462 09	52.5
	462 11	31.8
19" pivoting cabinets	462 12	40
	462 13	47.3
	462 14	59
10" cabinet	462 20	8

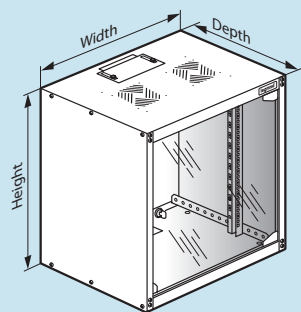
Legrand cabling system **LCS²** Linkeo fixed 19" **LCS²** cabinets

■ General characteristics

Metallic wall cabinets
 RAL 7035 textured polyester coating providing excellent resistance to corrosion and scratching
 Glass safety door
 Protection index (weatherproof) against solid objects and liquids: IP 20
 Protection index against mechanical shocks: IK 08
 Perforations in uprights: 9.5 x 9.5 mm
 Permissible load: 3 kg/U (or 48 kg for a 19" cabinet 16 U)

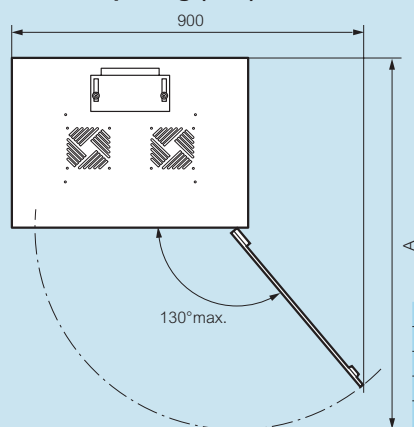
■ Compliance with standards: identical to 19" **LCS²** cabinets

■ Overall dimensions (mm)



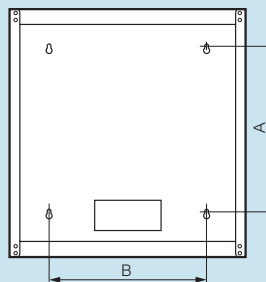
Cat.Nos	Capacity	Height	Width	Depth
462 30	6 U	367	600	400
462 31	9 U	500		400
462 42	12 U	625		600
462 43	16 U	810		600

■ Door opening (mm)



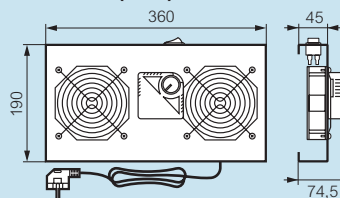
Cat.Nos	Capacity	A
462 30	6 U	930
462 31	9 U	
462 42	12 U	1130
462 43	16 U	

■ Fixing (mm)



Cat.Nos	Capacity	A	B
462 30	6 U	153	400
462 31	9 U	286	
462 42	12 U	419	
462 43	16 U	597	

■ Fan kit (mm)



Cat.No	Ventilation zone		
	Number of fans	Cross-section (mm²)	Output (m³/h)
462 70	2	110	160

Legrand cabling system LCS²

Compliance of the LCS² systems with standards and certifications

LCS² systems and components (de-embedded) conform to the following standards:

- EIA/TIA 568 B2.10
- EN 50173-1 and EN 50173-2
- ISO/IEC 11801 version 2

The LCS² system supports 10G applications Base-T up to 100 m in a transmission channel conforms with standards ISO/IEC 24750, TIA TSB 155 and IEEE 802.3 an

The class link Ea of the LCS² system also conforms with amendment 1 (04/2008) of standard ISO 11801 and its components conform with draft amendment 2

LCS² systems are certified by expert independent laboratory 3P



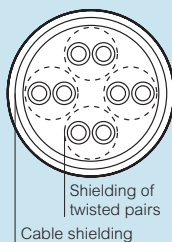
Main characteristics of the LCS² systems

	LCS ² 6A		LCS ² 6		LCS ² 5e
Frequency	500 Mhz		250 MHz		100 Mhz
Speed	10 Gbit/s		1 Gbit/s		1 Gbit/s
Wiring	Copper	FO	Copper	FO	Copper
Connectors	RJ 45	SC-LC...	RJ 45	SC-LC...	RJ 45
Length cable max.	100 m	variable	100 m	variable	100 m

New names for LAN cables (according to ISO 11801-2)

They correspond to: "type of cable shield"/ "type of twisted pair shield" TP monitoring (for twisted pairs)

Type of cable		Shield of the cable	Shield of pairs twisted
old name	new name		
SSTP	S/FTP	S: screen made up	F: screen formed a metal braid of a ribbon alumin/polyester
SFTP	SF/UTP	SF: combination of ribbon + braid	U: no screen
STP	U/FTP	U: no screen	F: screen formed of a ribbon alumin/polyester
FTP	F/UTP	F: screen formed of a ribbon alumin/polyester	U: no screen
UTP	U/UTP	U: no screen	U: no screen



Zone distribution boxes

Compliance with standards:

Zone distribution box: EIA/TIA 568
UTE C 15-900
NF C 15-100 - NF C 20-730
EN 50-174.2
ISO 11801
EN 50173
IEC 60950

Cords and cables: ISO 11801 id.2.0, EN 50173-1, EIA/TIA 568

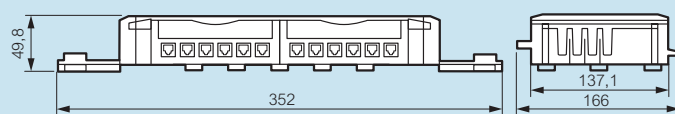
General characteristics:

- 6 or 12 incoming ports (depending on Cat.No)
- RJ 45 wiring
- 4 to 8 or 12 outgoing ports (depending on Cat.No) maximum
- Connection of mixed cords via RJ 45 connector (RJ 45/stripped)
- UTP and FTP versions
- Cat. 5e and 6
- for computer applications; telephone, access control etc.

Technical characteristics:

- material: polycarbonate PC hood
Polypropylene PP base
- colour: RAL 7035
- Weatherproofing protection index: IP 21
- Mechanical shock protection index: IK 07
- holds connector units in place on the box: 100 N
- Cables anchored on support using Colring cable ties

Dimensions



Performance

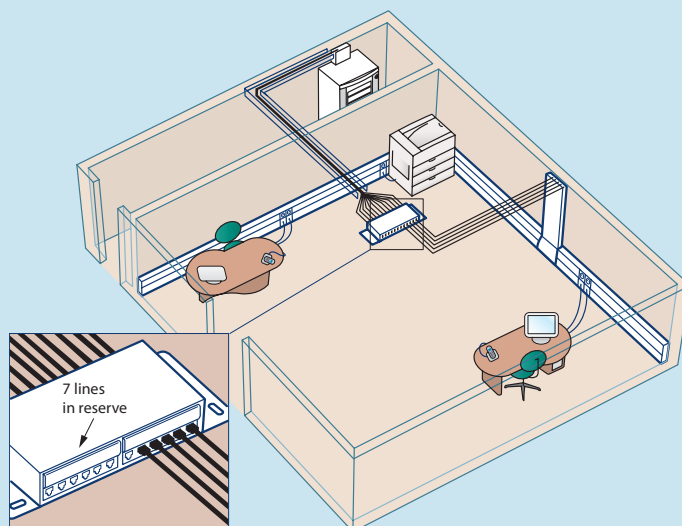
Maximum recommended lengths of links to ensure high performance of the systems with the use of RJ 45 sockets with copper feedthroughs and/or RJ 45 sockets

	Length Associated lengths (m)		
	Cords	Cables	Links
Cat. 6	8	70	78
	15	60	75
	20	55	75
Cat. 5e	8	75	83
	15	65	80
	20	60	80

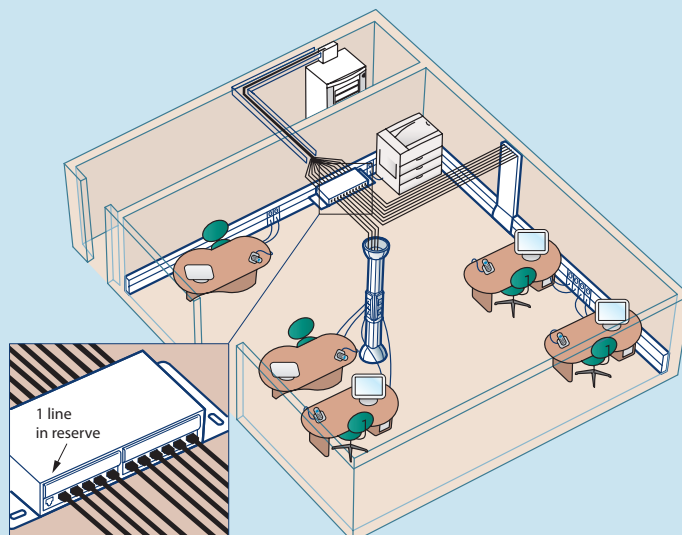
We recommend selecting the shortest wiring lengths for more flexibility regarding cord length in the event of reconfiguration

Application example

A zone distribution box is installed to connect the RJ 45 sockets and meet the future requirements of the installation



Connection to additional RJ 45 sockets is done by adding RJ 45 - RJ 45 cords between the unit and the RJ 45 sockets with copper feedthrough



Legrand cabling system LCS²

■ Flush-mounting Ethernet 10/100 base T switches

	779 00	779 01	779 20
Power supply	230 V	PoE	230 V
Speed	100 Mbps		
Standards	802.3 / 802.3u	802.3u 802.3 af	802.3 / 802.3u
Common technical characteristics	<ul style="list-style-type: none"> Operating temperature: from 0°C to +40°C Max. humidity level permissible: 95 % Auto MDI-X (takes crossed and straight cords) Orange LED: - on: speed of 100 Mbps - off: speed 10 Mbps Green LED on traffic 		
Additional characteristics	<ul style="list-style-type: none"> SNMP V2C (RFC 1901-1908) Support MIB II (RFC 1213) IP addressing via DHC (according to RFC 2131) Can be administered via WEB interface Backup and updating of configuration files (Upload/download) 		

■ Mosaic Wi-Fi access points

An 802.11 a and b/g solution

Radio communication standard	802.11 b/g	802.11 a
Power supply standard Power over Ethernet	802.3 af	
Frequency band	between 2.40 and 2.48 GHz	5 GHz
Number of available channels	13	8
Max. gross speed	54 Mbps	54 Mbps

■ Benefits of a Legrand Wi-Fi access point

- Possibility of simultaneous operation on 2 frequencies, a and b/g
- New products: invited access: used to allocate a network dedicated to visitors
- Provides a max. gross speed of up to 2 x 54 Mbps in simultaneous mode
- Very high security level: WPA2 encryption (802.11i) and authentication (802.1x)
- Possibility of roaming (moving from one access point to another without breaking the link)
- Quality of service (priority automatically given to voice, then video and finally data)
- Easy to configure and make secure: using the CD supplied with the access point

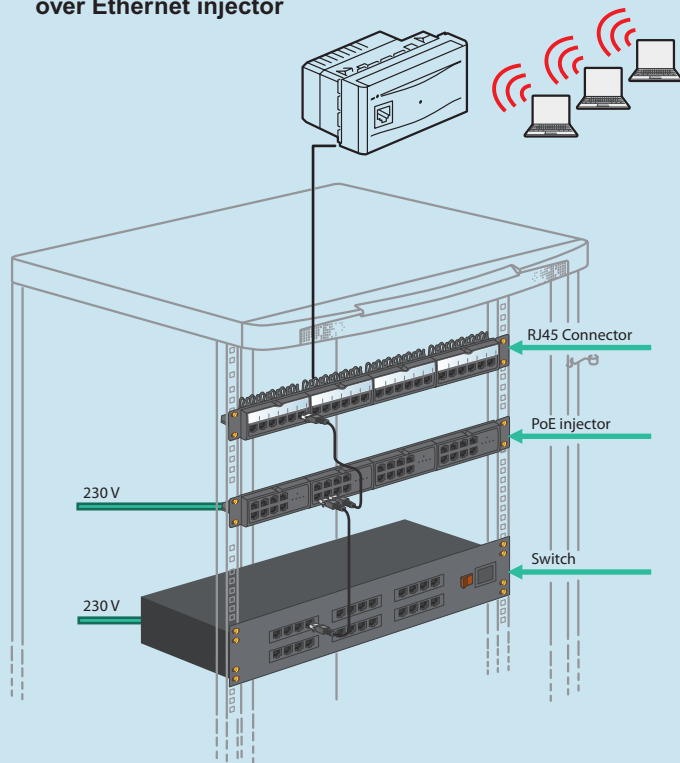
■ Installation

In all supports able to take a Mosaic mechanism (trunking, columns, flush-mounting boxes, floor boxes, etc.)
Do not place access points behind anything that could limit the antenna's range
Access points are connected tool-free via an RJ 45 connector

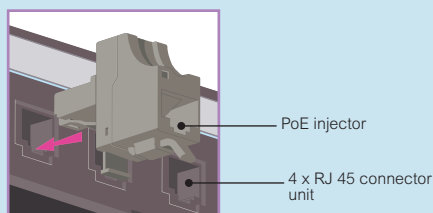
■ Sizing

- provide 1 access point for 1 localised requirement (in entrance hall)
- provide 1 access point per 100 m² for overall coverage and a maximum gross speed
- provide 1 access point with an RJ 45 socket for a desk used by visitors

■ Installation principle for a Wi-Fi access point with Power over Ethernet injector

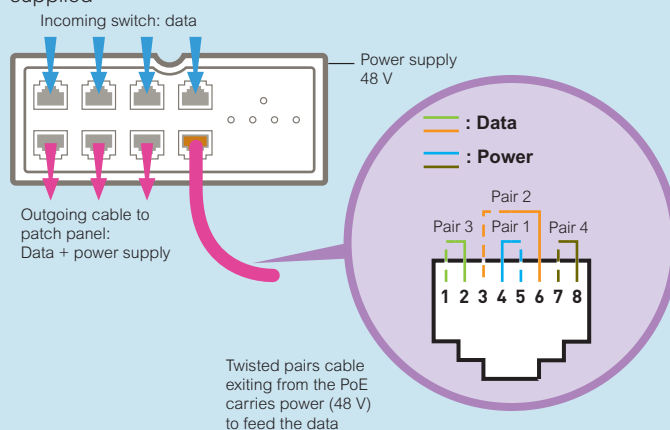


Particular case of the 1 port PoE: Clips directly onto a port on any patch panel
A single cord is necessary to connect it to a port on the switch



■ Operation of PoE injector

A PoE injector has one input and one output per access point to be supplied



■ Legrand services

The Relations Pro⁽¹⁾ service will work with you and guide you in setting up your VDI sites:

- help with sizing the installation
- on-site assistance for integrating products and making important installations secure

Advisors are also available to answer all your technical questions

(1) 0810 48 48 48 (local call rate) Monday to Friday 0800 to 1800

Legrand cabling system **LCS²** **LCS² fibre optic**

■ Quick crimping with kit Cat.No 331 93

Types of connector

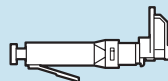
- ST connector: Helical shape
locked by "push and turn" bayonet
type connector



- SC connector: Rectangular shape
"push-pull" latch type
locking. Suitable for a large
number of active devices
Recommended in the generic standards
ISO/IEC 11801 and EN 50173



- LC connector: Rectangular shape
tab locking
Half the size of a conventional
connector



Technical characteristics


- the kit is used for attaching the connectors to 900 µm fibre
- average loss of a connection: 0.3 dB
- ideal for high-speed systems: 10 Gb Ethernet provided with 50/125 µm connector
- Operating temperature: from 0 °C to 65 °C

Advantages:

- high quality finish
- no polishing: connectors pre-polished in factory
- no Epoxy type glue required
- easy connection
- no complex tools or consumables required: the termination is made in less than 3 minutes, and is very cost-effective
- practical and light kit
- crimping possible of both multimode and monomode fibres

The 6 essential steps for quick crimping


Step 1: Strip the fibre




Step 2: Cleave the fibre



Step 3: Inspect the fibre



Step 4: Insert the fibre



Step 5: Align the fibre



Step 6: Crimp the connector



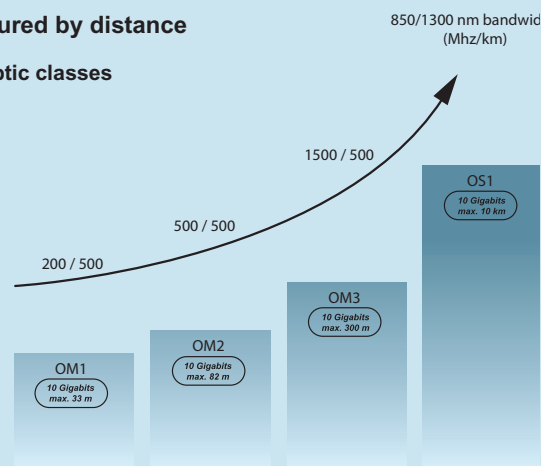
■ New optical classes ISO 11801 2nd Ed.

Parameters of the optical link (ISO 11801/EN 50173)

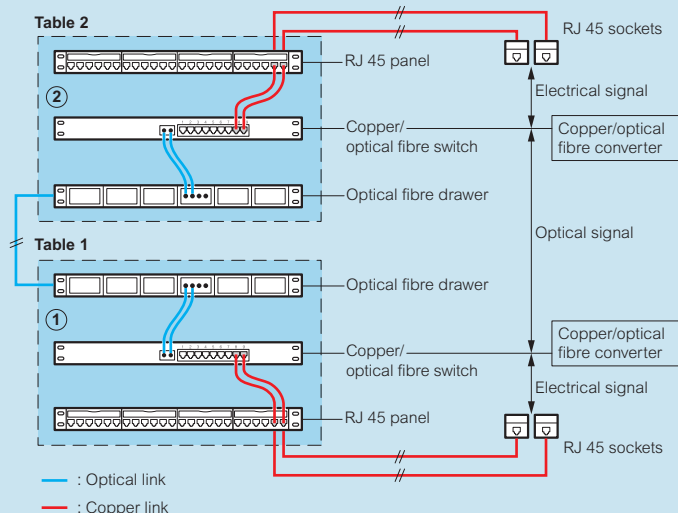
Parameter	Multimode		Monomode	
	850 nm	1 300 nm	1 310 nm	1 550 nm
Fibre attenuation dB/km	3.5 max.	1.5 max.	1.0	1.0
Bandwidth MHz.km	200 min.	500 min.	n/a	n/a
Connector attenuation dB	0.75 max.	0.75 max.	0.75 max.	0.75 max.
Return loss dB	20 min.	20 min.	26 min.	26 min.

■ Speed ensured by distance

ISO 11801-2 optic classes



■ Typical layout of an optical link between 2 distribution blocks



Protocols (length max.)	Multimode fibre			Monomode fibre
	OM 1	OM 2	OM 3	OS 1
10 Gb Ethernet (S/L base)	33 m	82 m	300 m	10 km
Ethernet Gb (LX base)	550 m	550 m	550 m	2 km
Ethernet Gb (SX base)	275 m	550 m	550 m	-
Fast Ethernet	2000 m	2000 m	2000 m	2 km
Ethernet 10 Mbps	2000 m	1514 m	1514 m	-
Desired perennity	> 10 years	10 to 15 years	> 15 years	> 15 years
Market trend	↘	↗↗	↗↗↗	↗

catalogue number index

Cat.Nos	Page No	Pack	Cat.Nos	Page No	Pack	Cat.Nos	Page No	Pack	Cat.Nos	Page No	Pack	Cat.Nos	Page No	Pack	Cat.Nos	Page No	Pack	
090 00			326 15	78	3	328 78	57	500	332 88	86	1	335 91	56	10	463 34	-	1	
097 99	85	10	16	-	3	88	72	1	91	70	1	92	89	1	35	-	1	
300 00			17	-	3	91	-	1	93	-	1	93	77	1	37	-	1	
			20	75	1							94	-	8	38	-	1	
			21	-	1	329 07	77	1	335 01	70	1				39	-	1	
325 00	74	2000	22	-	1				02	-	1	347 95	82	20	52	-	1	
01	-	2000	23	-	1	330 48	75	1	05	-	1				58	-	1	
04	-	2000	24	-	1	49	-	1	06	-	1	348 48	84	1	59	-	1	
05	-	2000	25	-	1	61	79	3	07	-	1				60	-	1	
06	-	2000	26	-	1	62	-	3	10	76	1	364 53	87	1	61	-	1	
07	-	2000	27	-	1	63	-	3	11	-	1	54	-	1	72	-	1	
08	-	2000				65	-	3	12	70	1				73	-	1	
09	-	2000	327 37	70	1	69	-	3	13	-	1	365 80	85	20	75	-	1	
10	-	2000	44	75	1	70	-	3	16	-	1	81	-	20	76	-	1	
11	-	2000	45	71	10	71	-	3	17	-	1	82	-	1	78	-	1	
12	-	2000	46	-	10	72	-	3	18	-	1	400 00			79	-	1	
13	-	2000	47	-	10	73	-	3	19	-	1	462 00	88	1	81	-	1	
14	-	2000	48	-	10	75	-	3	20	78	1	01	-	1	84	-	1	
15	-	2000	50	67	305	76	-	3	21	73	1	02	-	1	85	82	1	
50	-	2000	51	-	305	77	-	3	22	-	1	03	-	1	86	-	1	
51	-	2000	52	-	305	78	-	3	23	-	1	06	-	1				
52	-	2000	53	-	305	80	-	3	24	-	1	07	-	1	464 50	84	1	
53	-	2000	54	61	305	81	-	3	25	-	1	08	-	1	51	-	1	
54	-	2000	55	-	305	82	-	3	26	-	1	09	-	1	52	-	1	
55	-	2000	56	-	500	331 00		75	1	27	-	1	11	-	1	53	-	1
58	-	2000	57	-	500	06	-	10	30	72	1	12	-	1	54	-	1	
59	-	2000	58	-	500	07	-	10	31	-	1	13	-	1	56	-	1	
60	-	2000	59	-	500	08	-	10	32	-	2	14	-	1	58	-	1	
69	77	1	60	71	1	09	-	10	33	-	2	20	89	1	60	-	1	
70	-	1	73	67	500	10	-	10	34	70	1	23	-	1	61	-	1	
71	-	1	74	-	500	11	-	10	35	-	1	24	-	1	62	-	1	
72	-	1	76	61	50	12	-	10	36	-	1	25	-	1	63	-	1	
73	-	1	77	57	500	13	-	10	37	-	1	26	-	1	64	-	1	
74	-	1	78	-	500	27	-	1	38	-	1	30	-	1	66	-	1	
75	-	1	80	80	1	35	87	1	39	-	1	31	-	1	69	87	1	
76	-	1	81	-	1	47	75	1	40	58	1	42	-	1	70	-	1	
77	-	1	83	71	10	51	79	3	44	62	1	43	-	1	72	-	1	
78	-	1				52	-	3	45	-	1	55	88	1	73	-	1	
79	-	1	328 50	67	500	53	-	3	46	-	1	60	-	1	74	-	1	
326 00	78	3	51	-	500	54	59	10	51	66	1	64	-	1	76	-	1	
	01	-	52	-	500	57	-	3	52	-	1	64	-	1	77	-	1	
	02	-	53	-	500	58	-	3	54	-	2	70	89	1	78	82	1	
	03	-	54	-	500	81	65	10	55	-	2	463 00			83	1		
	04	-	55	-	500	93	75	1	61	60	1	06	-	1	79	-	1	
	05	-	56	61	305	97	-	1	62	-	1	12	-	1	80	87	1	
	06	-	57	-	305				63	-	1	18	-	1	81	-	1	
	07	-	58	-	500	332 37	86	1	64	-	2	19	-	1	82	82	1	
	08	-	59	-	500	60	63	1	65	-	2	21	-	1	83	85	1	
	09	-	61	-	500	61	-	1	66	-	2	22	-	1	84	-	1	
	10	-	62	-	500	62	71	1	73	56	1	23	-	1	85	-	1	
	11	-	63	-	500	78	86	1	76	-	2	28	-	1	86	-	1	
	12	-	71	-	1000	79	-	1	79	72	1	29	-	1	87	84	1	
	13	-	72	-	1000	80	72	1	88	66	1	30	83	1	88	-	1	
	14	-	73	67	1000	81	70	1	89	60	1	33	-	1	89	-	1	
			74	-	1000	87	86	1	90	56	1							

Cat.Nos	Page No	Pack	Cat.Nos	Page No	Pack	Cat.Nos	Page No	Pack	Cat.Nos	Page No	Pack	Cat.Nos	Page No	Pack	Cat.Nos	Page No	Pack
464 90	84	1	515 11	62	4	518 55	61	1	765 37	71	10	787 58	80	1	5723 54	65	10
			12	-	4	56	-	1	38	-	10	59	-	1	55	-	10
465 00	86	1	13	-	4	57	-	1	39	-	10	63	-	1	76	73	1
01	-	1	14	-	4	58	-	1	41	69	5	64	-	1	77	-	1
02	-	1	15	-	4	59	-	1	42	-	5	68	-	1	78	-	1
05	-	1				60	-	1	44	64	5	69	-	1			
06	-	1	516 36	67	1	61	-	1	46	-	5	70	-	1	5728 02	65	10
07	-	1	37	-	1	62	-	1	51	69	10	71	-	1	03	69	10
08	-	1	38	-	1	63	-	1	52	-	10	72	-	1	04	-	10
09	-	1	39	-	1	64	-	1	54	-	10	73	-	1	06	59	10
10	-	1	40	-	1	65	-	1	55	-	10	74	-	1	14	65	10
11	-	1	41	-	1	66	57	5	61	64	10				15	69	10
12	-	1	42	-	1	67	-	5	62	-	10	792 54	80	1	16	65	10
13	-	1	43	-	1	68	-	5	63	-	10	57	-	1	17	-	10
17	82	1				69	-	5	64	-	10	64	-	1	22	-	10
18	-	1	517 01	71	50	70	-	5	65	-	10	75	-	1	23	-	10
19	86	1	02	-	50	71	-	5	66	-	10				24	-	10
22	87	1	03	-	50	72	-	5	73	59	10	794 33	64	1/10	30	68	10
23	-	1	04	-	50	73	-	5	76	-	10	51	69	10	31	63	10
28	84	1	06	-	50				81	64	10	52	-	10	32	68	10
29	-	1	07	-	50	533 00	71	3	82	-	10	54	-	10	33	63	10
30	-	1	09	-	1	01	-	3	83	-	5	55	-	10	35	71	10
31	-	1	20	80	1	02	-	3	91	64	10	61	64	10	36	-	10
32	-	1	22	-	1	03	-	3	92	-	10	62	-	10	39	65	1
33	-	1	40	70	10				93	-	10	64	-	10	50	59	5
38	-	1	41	-	10	539 49	71	5	94	-	5	65	-	10	51	-	10
39	-	1	52	61	5	600 00			95	-	5	73	59	10	52	-	10
40	-	1	53	-	5	673 44	65	10	96	-	5	76	-	10	53	65	5
41	87	4	54	-	5	45	-	10	97	69	5				54	-	10
42	-	4	55	-	5	46	59	10	99	59	5	900 00			55	-	10
45	86	1	57	62	4	54	65	10				919 45	71	1	76	73	1
50	-	1	58	-	4	55	-	10	775 41	86	1	5700 00			77	-	1
54	-	1	59	-	4	66	73	1							78	-	1
60	-	1	62	61	1	96	65	10	778 80	71	1	5720 83	72	1	83	72	1
62	-	1	63	-	1				81	-	1	84	-	1	84	-	1
			64	-	1	695 56	69	1/20				85	-	1	85	-	1
472 72	85	1	65	-	5	57	-	1/20	779 00	72	1	6300 00					
75	-	1	72	-	1	61	65	1/20	01	-	1	5723 02	65	10	6339 12	63	10
			73	-	1	69	-	5/100	13	73	1	03	69	10	13	-	10
473 62	85	1	74	-	1	79	71	1	14	-	1	04	-	10	14	-	10
63	-	1	75	-	1	80	-	10	20	72	1	06	59	10	15	-	10
91	-	1	80	57	5	81	65	1	30	80	1	14	65	10	16	-	10
92	-	1	81	-	5							15	69	10	17	-	10
			82	-	5	700 00			786 16	77	1	16	65	10	24	-	1
476 83	85	1	83	-	5	765 01	69	10	17	-	1	17	-	10	25	-	1
93	84	1	90	68	4	02	-	5	18	-	1	22	-	10	26	-	1
94	-	1	91	-	4	03	64	1	20	68	10	23	-	10	27	-	1
95	-	1	92	-	4	04	-	1	21	-	10	24	-	10	28	-	1
96	85	1	93	-	4	05	-	10	22	63	10	30	68	10	29	-	1
			94	-	4	06	-	5	23	-	10	31	63	10	68	-	5
482 20	85	1	95	-	4	22	-	10	24	68	10	32	68	10	69	-	1
			96	62	4	23	-	10	25	-	10	33	63	10	70	-	1
500 00			97	-	1	24	59	10	26	63	10	35	71	10	71	-	1
515 00	68	4	98	-	4	25	-	10	27	-	10	36	-	10	72	-	1
01	-	4				30	69	1				39	65	1	73	-	1
02	-	4	518 50	61	1	32	64	1	787 52	80	1	50	59	5			
03	-	4	51	-	1	33	64	1/10	53	-	1	51	-	10			
04	-	4	52	-	1	35	71	10	54	-	1	52	-	10			
05	-	4	53	-	1	36	-	10	57	-	1	53	65	5			
10	62	4	54	-	1												



**World Headquarters
and International Department
87045 LIMOGES CEDEX
FRANCE**

Tel. : + 33 5 55 06 87 87
Fax : + 33 5 55 06 75 75

www.legrandgroup.com